

## Small Signal Schottky Diode



### FEATURES

- AEC-Q101 qualified available
- Base P/N-G3 - RoHS-compliant, green, industrial grade
- Base P/N-HG3 - RoHS-compliant, green, AEC-Q101 qualified
- Material categorization: for definitions of compliance please see [www.vishay.com/doc?99912](http://www.vishay.com/doc?99912)



### LINKS TO ADDITIONAL RESOURCES



### MECHANICAL DATA

**Case:** MicroSMF (DO-219AC)

**Weight:** 4.8 mg

### PARTS TABLE

PART	ORDERING CODE	AEC-Q101 QUALIFIED	CIRCUIT CONFIGURATION	TYPE MARKING	TAPED UNITS PER REEL	MINIMUM ORDER QUANTITY
BAT165	BAT165-G3/H	no	Single	165	4500 per 7" reel (8 mm tape)	22 500/box
	BAT165-HG3/H	yes				

### ABSOLUTE MAXIMUM RATINGS ( $T_{amb} = 25\text{ }^{\circ}\text{C}$ , unless otherwise specified)

PARAMETER	TEST CONDITION	SYMBOL	VALUE	UNIT
Reverse voltage		$V_R$	40	V
Forward continuous current <sup>(1)</sup>		$I_F$	750	mA
Average rectified forward current <sup>(1)</sup>		$I_{F(AV)}$	500	mA
Surge forward current <sup>(1)</sup>	$t_p < 10\text{ ms}$	$I_{FSM}$	2.5	A
Power dissipation	On FR-4 board with recommended footprint for reflow soldering	$P_{tot}$	290	mW
	On FR-4 board with 20 mm x 20 mm footprint	$P_{tot}$	740	mW

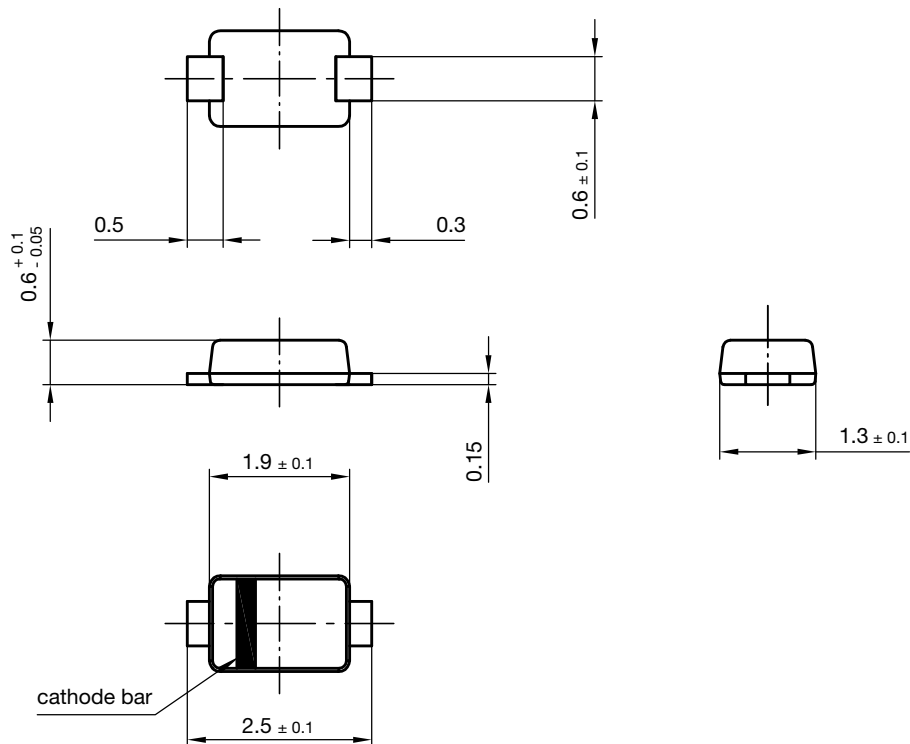
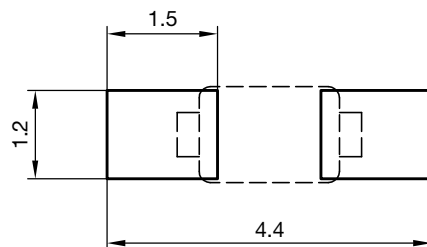
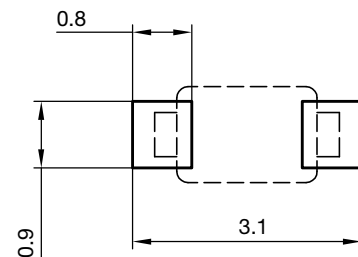
#### Note

<sup>(1)</sup> Valid provided that electrodes are kept at ambient temperature

### THERMAL CHARACTERISTICS ( $T_{amb} = 25\text{ }^{\circ}\text{C}$ , unless otherwise specified)

PARAMETER	TEST CONDITION	SYMBOL	VALUE	UNIT
Thermal resistance junction to ambient air	On FR-4 board acc. JEDEC <sup>®</sup> 51-3 with recommended footprint for reflow soldering	$R_{thJA}$	430	K/W
	On FR-4 board acc. JEDEC <sup>®</sup> 51-3 with 20 mm x 20 mm footprint	$R_{thJA}$	170	K/W
Thermal resistance junction to lead		$R_{thJL}$	45	K/W
Junction temperature		$T_j$	150	$^{\circ}\text{C}$
Operating temperature range		$T_{op}$	-55 to +150	$^{\circ}\text{C}$
Storage temperature range		$T_{stg}$	-55 to +150	$^{\circ}\text{C}$

<b>ELECTRICAL CHARACTERISTICS</b> ( $T_{amb} = 25\text{ }^{\circ}\text{C}$ , unless otherwise specified)						
PARAMETER	TEST CONDITION	SYMBOL	MIN.	TYP.	MAX.	UNIT
Reverse breakdown voltage	$I_R = 100\text{ }\mu\text{A}$ (pulsed)	$V_{(BR)}$	40			V
Leakage current <sup>(1)</sup>	$V_R = 40\text{ V}$	$I_R$			8	$\mu\text{A}$
	$V_R = 40\text{ V}$ , $T_j = 65\text{ }^{\circ}\text{C}$	$I_R$			900	$\mu\text{A}$
Forward voltage <sup>(1)</sup>	$I_F = 10\text{ mA}$	$V_F$	230	315	380	mV
	$I_F = 100\text{ mA}$	$V_F$	320	390	470	mV
	$I_F = 250\text{ mA}$	$V_F$	350	440	540	mV
	$I_F = 750\text{ mA}$	$V_F$	440	580	740	mV
Diode capacitance	$V_R = 10\text{ V}$ , $f = 1\text{ MHz}$	$C_D$		8.4	12	pF

**Note**
<sup>(1)</sup> Pulse test;  $t_p \leq 300\text{ }\mu\text{s}$ ,  $t_p/T < 0.02$ 
**PACKAGE DIMENSIONS** in millimeters (inches): **MicroSMF (DO-219AC)**

 foot print recommendation  
for wave soldering:

 foot print recommendation  
for reflow soldering:

 22741  
 Document no.: S8-V-3910.03-001 (4)  
 Created - Date: 02.Dec.2010  
 Rev. 5 - Date: 06.May. 2014



## Disclaimer

ALL PRODUCT, PRODUCT SPECIFICATIONS AND DATA ARE SUBJECT TO CHANGE WITHOUT NOTICE TO IMPROVE RELIABILITY, FUNCTION OR DESIGN OR OTHERWISE.

Vishay Intertechnology, Inc., its affiliates, agents, and employees, and all persons acting on its or their behalf (collectively, "Vishay"), disclaim any and all liability for any errors, inaccuracies or incompleteness contained in any datasheet or in any other disclosure relating to any product.

Vishay makes no warranty, representation or guarantee regarding the suitability of the products for any particular purpose or the continuing production of any product. To the maximum extent permitted by applicable law, Vishay disclaims (i) any and all liability arising out of the application or use of any product, (ii) any and all liability, including without limitation special, consequential or incidental damages, and (iii) any and all implied warranties, including warranties of fitness for particular purpose, non-infringement and merchantability.

Statements regarding the suitability of products for certain types of applications are based on Vishay's knowledge of typical requirements that are often placed on Vishay products in generic applications. Such statements are not binding statements about the suitability of products for a particular application. It is the customer's responsibility to validate that a particular product with the properties described in the product specification is suitable for use in a particular application. Parameters provided in datasheets and / or specifications may vary in different applications and performance may vary over time. All operating parameters, including typical parameters, must be validated for each customer application by the customer's technical experts. Product specifications do not expand or otherwise modify Vishay's terms and conditions of purchase, including but not limited to the warranty expressed therein.

Hyperlinks included in this datasheet may direct users to third-party websites. These links are provided as a convenience and for informational purposes only. Inclusion of these hyperlinks does not constitute an endorsement or an approval by Vishay of any of the products, services or opinions of the corporation, organization or individual associated with the third-party website. Vishay disclaims any and all liability and bears no responsibility for the accuracy, legality or content of the third-party website or for that of subsequent links.

Vishay products are not designed for use in life-saving or life-sustaining applications or any application in which the failure of the Vishay product could result in personal injury or death unless specifically qualified in writing by Vishay. Customers using or selling Vishay products not expressly indicated for use in such applications do so at their own risk. Please contact authorized Vishay personnel to obtain written terms and conditions regarding products designed for such applications.

No license, express or implied, by estoppel or otherwise, to any intellectual property rights is granted by this document or by any conduct of Vishay. Product names and markings noted herein may be trademarks of their respective owners.