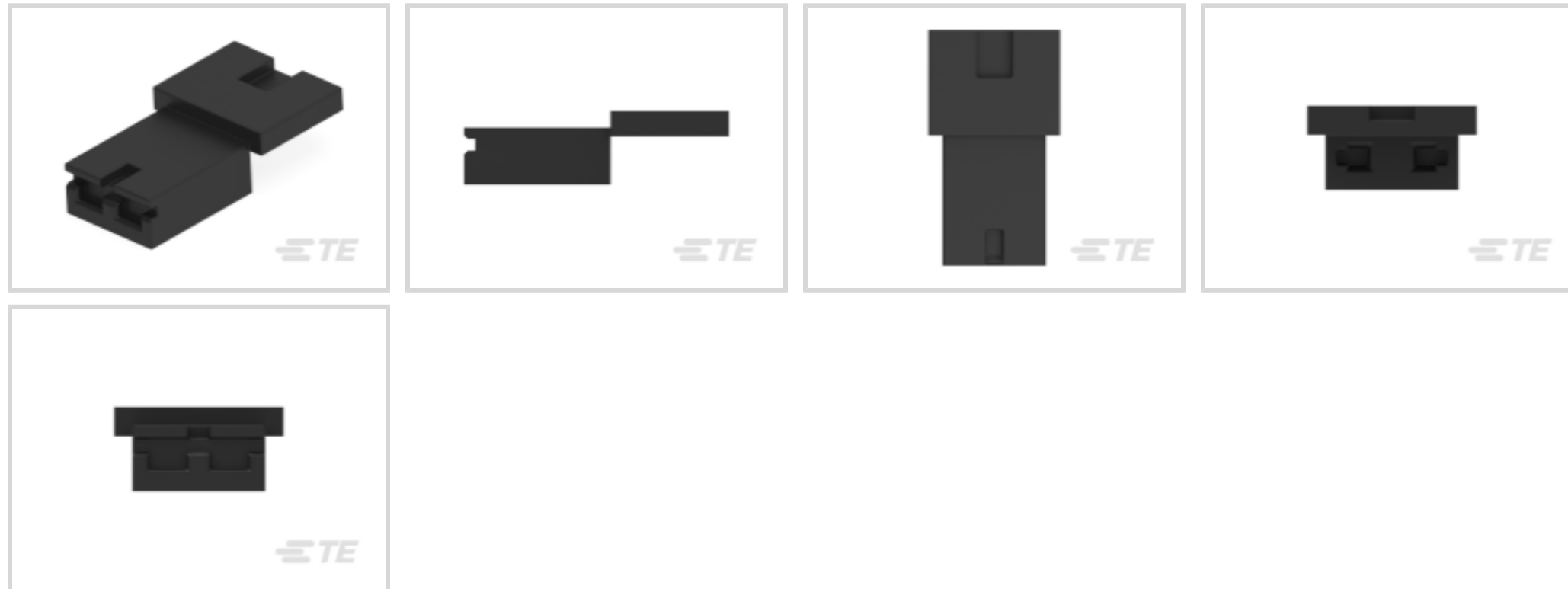




Connectors > PCB Connectors > Board-to-Board Connectors > Board-to-Board Jumpers & Shunts



Shunt Type: **Dual Beam**

Shunt Style: **Open Top**

Connector System: **Board-to-Board**

Number of Positions: **2**

Centerline (Pitch): **2.54 mm [.1 in ]**

## Features

### Product Type Features

Connector System	Board-to-Board
Connector & Contact Terminates To	Printed Circuit Board

### Configuration Features

Number of Positions	2
---------------------	---

### Electrical Characteristics

Termination Resistance	20 mΩ
Insulation Resistance	10000 MΩ

### Body Features

Handle	Without
Primary Product Color	Black

### Contact Features

Contact Mating Area Plating Material Thickness	.381 μm[15 μin]
Contact Mating Area Plating Material	Gold



Contact Base Material	Phosphor Bronze
Shunt Type	Dual Beam
Shunt Style	Open Top
Contact Current Rating (Max)	3.5 A

### Housing Features

Housing Material	Polyester - GF
Centerline (Pitch)	2.54 mm[.1 in]

### Dimensions

Product Height	6.27 mm[.247 in]
----------------	------------------

### Usage Conditions

Operating Temperature Range	-65 – 105 °C[-85 – 221 °F]
-----------------------------	----------------------------

### Operation/Application

Circuit Application	Signal
---------------------	--------

### Industry Standards

UL Flammability Rating	UL 94V-0
------------------------	----------

### Packaging Features

Jumper & Shunt Packaging	Breakaway Strip of 10 Pieces
Packaging Quantity	1500
Packaging Method	Box

### Product Compliance

[For compliance documentation, visit the product page on TE.com>](#)

EU RoHS Directive 2011/65/EU	Compliant
EU ELV Directive 2000/53/EC	Compliant
China RoHS 2 Directive MIIT Order No 32, 2016	No Restricted Materials Above Threshold
EU REACH Regulation (EC) No. 1907/2006	Current ECHA Candidate List: JAN 2023 (233) Candidate List Declared Against: JAN 2023 (233) Does not contain REACH SVHC
Halogen Content	Not Low Halogen - contains Br or Cl > 900 ppm.
Solder Process Capability	Not applicable for solder process capability


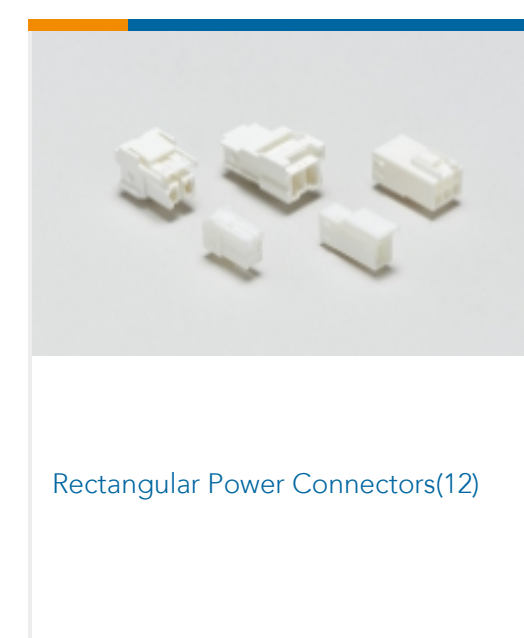

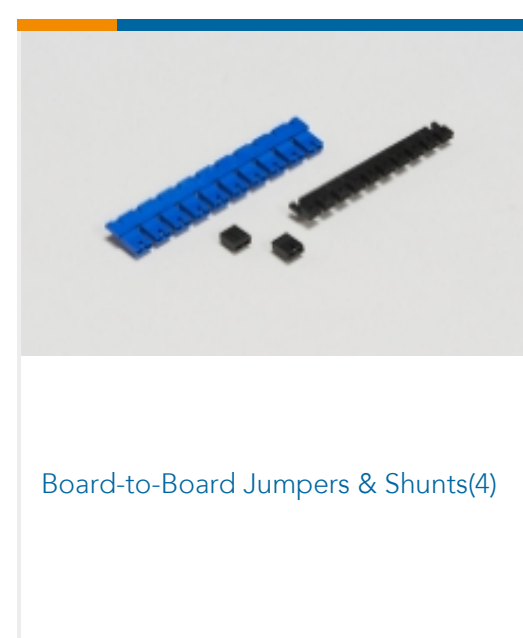
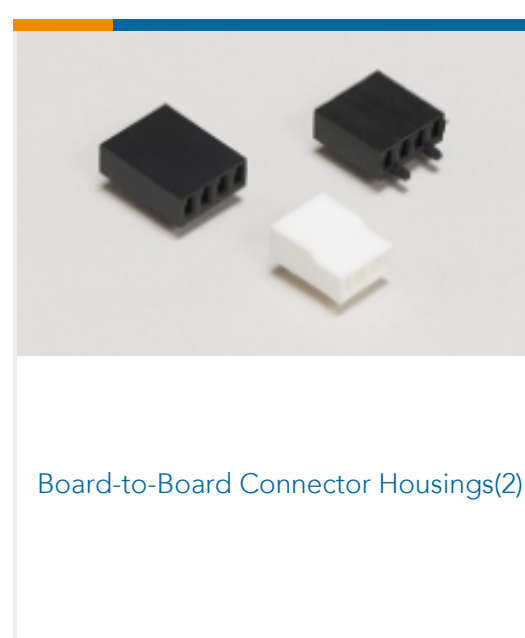
## Product Compliance Disclaimer

This information is provided based on reasonable inquiry of our suppliers and represents our current actual knowledge based on the information they provided. This information is subject to change. The part numbers that TE has identified as EU RoHS compliant have a maximum concentration of 0.1% by weight in homogenous materials for lead, hexavalent chromium, mercury, PBB, PBDE, DBP, BBP, DEHP, DIBP, and 0.01% for cadmium, or qualify for an exemption to these limits as defined in the Annexes of Directive 2011/65/EU (RoHS2). Finished electrical and electronic equipment products will be CE marked as required by Directive 2011/65/EU. Components may not be CE marked. Additionally, the part numbers that TE has identified as EU ELV compliant have a maximum concentration of 0.1% by weight in homogenous materials for lead, hexavalent chromium, and mercury, and 0.01% for cadmium, or qualify for an exemption to these limits as defined in the Annexes of Directive 2000/53/EC (ELV). Regarding the REACH Regulation, the information TE provides on SVHC in articles for this part number is based on the latest European Chemicals Agency (ECHA) 'Guidance on requirements for substances in articles' posted at this URL: <https://echa.europa.eu/guidance-documents/guidance-on-reach>

## Compatible Parts



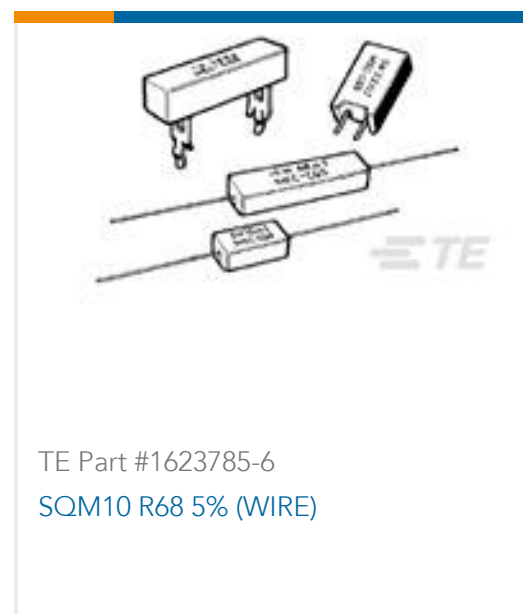
## Also in the Series | AMP MR



## Customers Also Bought



TE Part #1-206455-2  
23-63 SZ CPC PSTD PIN RECPT LF



TE Part #1623785-6  
SQM10 R68 5% (WIRE)



TE Part #5-794638-4  
24P MICRO MNL ASSY,VRT,SMT,LF



TE Part #5-104071-8  
06 SYSTEM 50 HDR SRST SHRD SN



TE Part #796739-3  
3 POS PCB MT 9.52MM HI CRT TBK



TE Part #2-1879353-5  
RR02 5% 43K AMMO



TE Part #1-640383-4  
14P MTA156 HDR ASSY STR SQ SN



TE Part #1546556-5  
5P,STACKABLE,55 DEG,3.5MM

## Documents

### Product Drawings

#### BLACK HSG WITH 15AU CONTACT

English

### CAD Files

#### 3D PDF

English

#### Customer View Model

[ENG\\_CVM\\_390088-2\\_A.2d\\_dxf.zip](#)

English

#### Customer View Model

[ENG\\_CVM\\_390088-2\\_A.3d\\_igs.zip](#)

English

#### Customer View Model

[ENG\\_CVM\\_390088-2\\_A.3d\\_stp.zip](#)

English

By downloading the CAD file I accept and agree to the [Terms and Conditions](#) of use.

### Datasheets & Catalog Pages

#### AMPMODU\_INTERCONNECTION\_SYSTEM\_SECTION\_6\_7AND8

English

### Product Specifications

#### Application Specification

English

#### Low Profile, Economy, Dual Beam, and Multiposition Shunt Connectors

English



### Product Environmental Compliance

[MD\\_390088-2\\_08172017323\\_dmtec](#)

English

[MD\\_390088-2\\_08172017323\\_dmtec](#)

English

---

### Instruction Sheets

[Instruction Sheet \(U.S.\)](#)

English

[Low Profile, Economy, and Dual Beam Shunt Connectors 382811, 390088, and 382823](#)

English

---

### Agency Approvals

[Agency Approval Document](#)

English