

# PSM-ME-RS485/RS485-P - Repeater



2744429

<https://www.phoenixcontact.com/in/products/2744429>

Please be informed that the data shown in this PDF document is generated from our online catalog. Please find the complete data in the user documentation. Our general terms of use for downloads are valid.



Repeater, for potential separation and range increase in RS-485 2-wire bus systems, 3-way isolation, rail-mountable

## Product description

The performance and availability of bus systems can be significantly increased by using repeaters. In addition to electrical isolation, bus segmentation with repeaters makes it possible to multiply the permissible coverage of the network and to extend the number of devices. The **PSM-ME-RS485/RS485-P** compact repeater is for universal use in RS-485 2-wire bus systems. The device supports bus systems that rely on the UART/NRZ data format with a character length of 10 or 11 bits.

## Your advantages

- Mounting on standard EN DIN rails
- Transmission speeds of up to 1.5 Mbps
- High-quality 3-way isolation between all interfaces
- Space-saving slim 22.5 mm device
- Integrated, connectable termination resistors
- All connections can be plugged in using a COMBICON screw terminal block
- Shipbuilding approval in accordance with DNV GL

## Commercial data

Item number	2744429
Packing unit	1 pc
Minimum order quantity	1 pc
Sales key	DNC
Product key	DNC111
GTIN	4017918171797
Weight per piece (including packing)	198 g
Weight per piece (excluding packing)	188.8 g
Customs tariff number	85176200
Country of origin	DE

## Technical data

### Notes

#### Note on application

Note on application	Only for industrial use
---------------------	-------------------------

#### Utilization restriction

CCCex note	Use in potentially explosive areas is not permitted in China.
------------	---

### Product properties

Application	RS-485
MTTF	1808 Years (SN 29500 standard, temperature 25°C, operating cycle 21%)
	796 Years (SN 29500 standard, temperature 40°C, operating cycle 34.25%)
	334 Years (SN 29500 standard, temperature 40°C, operating cycle 100%)

#### Insulation characteristics

Pollution degree	2
------------------	---

### Electrical properties

Electrical isolation	VCC // RS-485 (A) // RS-485 (B)
Maximum power dissipation for nominal condition	2.16 W
Test voltage data interface/power supply	1.5 kV <sub>rms</sub> (50 Hz, 1 min.)

#### Supply

Supply voltage range	18 V AC/DC ... 30 V AC/DC (via pluggable COMBICON screw terminal block)
Nominal supply voltage	24 V AC/DC (±20 %)
Typical current consumption	25 mA (24 V DC)

### Connection data

#### Supply

Single conductor/terminal point, rigid	0.2 mm <sup>2</sup> ... 2.5 mm <sup>2</sup>
Single-wire/terminal point, flexible	0.2 mm <sup>2</sup> ... 2.5 mm <sup>2</sup>
Conductor cross-section, flexible [AWG]	24 ... 12
Stripping length	7.00 mm
Tightening torque	0.56 Nm ... 0.79 Nm

### Interfaces

Bit distortion	< 1.5 %
Bit distortion, input	max. ± 35 %
Bit distortion, output	< 3.6 %
Bit delay	< 200 ns

# PSM-ME-RS485/RS485-P - Repeater



2744429

<https://www.phoenixcontact.com/in/products/2744429>

Signal	Modbus
Transmission channels	2 (1/1), TD, RD, half duplex

Data: RS-485 interface, in acc. with EIA/TIA-485, DIN 66259-4/RS-485 2-wire

Serial transmission speed	1.2 / 2.4 / 4.8 / 9.6 / 19.2 / 38.4 / 57.6 / 75 / 93.75 / 115.2 / 136 / 187.5 / 375 / 500 / 1500 kbps
Connection method	Pluggable screw connection
Tightening torque	0.5 Nm ... 0.6 Nm (Shield clamp)
Transmission length	≤ 1200 m (depends on transmission speed, bus system and cable type)
Cascadability	9 (4,8 ... 93,75 kbps)
	8 (115.2 kbps)
	7 (136 kbps)
	6 (187.5 kbps)
	5 (375 ... 1500 kbps)
Termination resistor	390 Ω
	180 Ω
	390 Ω (Can be connected)
Single conductor/terminal point, rigid	0.2 mm <sup>2</sup> ... 2.5 mm <sup>2</sup>
Single-wire/terminal point, flexible	0.2 mm <sup>2</sup> ... 2.5 mm <sup>2</sup>
Max. AWG conductor cross-section, flexible	12
Min. AWG conductor cross-section, flexible	24
Stripping length	7 mm
Transmission medium	2-wire twisted pair, shielded
File format/coding	UART (11/10 bit switchable; NRZ)
Data direction switching	Automatic control, min. station response time 1 bits
Protocols supported	transparent protocol

Data: RS-485 interface, in acc. with EIA/TIA-485, DIN 66259-4/RS-485 2-wire

Serial transmission speed	1.2 / 2.4 / 4.8 / 9.6 / 19.2 / 38.4 / 57.6 / 75 / 93.75 / 115.2 / 136 / 187.5 / 375 / 500 / 1500 kbps
Transmission length	≤ 1200 m (depends on transmission speed, bus system and cable type)
Cascadability	9 (4,8 ... 93,75 kbps)
	8 (115.2 kbps)
	7 (136 kbps)
	6 (187.5 kbps)
	5 (375 ... 1500 kbps)
Single-wire/terminal point, flexible	0.2 mm <sup>2</sup> ... 2.5 mm <sup>2</sup>
Max. AWG conductor cross-section, flexible	12
Min. AWG conductor cross-section, flexible	24
Transmission medium	2-wire twisted pair, shielded
File format/coding	UART (11/10 bit switchable; NRZ)
Data direction switching	Automatic control, min. station response time 1 bits
Protocols supported	transparent protocol

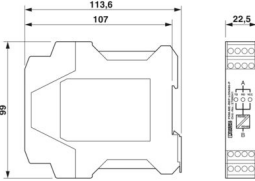
# PSM-ME-RS485/RS485-P - Repeater



2744429

<https://www.phoenixcontact.com/in/products/2744429>

## Dimensions

Dimensional drawing	
Width	22.5 mm
Height	99 mm
Depth	114.5 mm

## Material specifications

Color (Housing)	green (RAL 6021)
Material (Housing)	PA 6.6-FR

## Mechanical tests

Free fall in accordance with IEC 60068-2-32	Free fall: 1 m
Vibration resistance in accordance with EN 60068-2-6/IEC 60068-2-6	Vibration (operation): 5g, 10...150 Hz, 2.5 h, in XYZ direction
Shock in accordance with EN 60068-2-27/IEC 60068-2-27	Shock (operation): 25g, 11 ms period, half-sine shock pulse

## Environmental and real-life conditions

### Ambient conditions

Degree of protection	IP20
Ambient temperature (operation)	-40 °C ... 70 °C
Ambient temperature (storage/transport)	-40 °C ... 85 °C
Altitude	≤ 5000 m (For restrictions, see the manufacturer's declaration for altitude operation)
Permissible humidity (operation)	10 % ... 95 % (non-condensing)

## Approvals

### CE

Certificate	CE-compliant
-------------	--------------

### ATEX

Identification	⊕ II 3 G Ex ec IIC T4 Gc
Certificate	IBExU16ATEXB004 X
Note	Please follow the special installation instructions in the documentation!

### IECEX

Identification	Ex ec IIC T4 Gc
Certificate	IECEX IBE 15.0034X

### UL, USA/Canada

# PSM-ME-RS485/RS485-P - Repeater



2744429

<https://www.phoenixcontact.com/in/products/2744429>

Identification	508 Recognized
	Class I, Zone 2, AEx nA IIC T4
	Ex nA IIC T4 Gc X
	Class I, Div. 2, Groups A, B, C, D T4

## KC approval for South Korea

Certificate	KCC-REI-PCK-FL2744429
-------------	-----------------------

## Corrosive gas test

Identification	ISA-S71.04-1985 G3 Harsh Group A
----------------	----------------------------------

## Shipbuilding

Identification	DNV GL
----------------	--------

## Shipbuilding data

Temperature	B
Humidity	A
Vibration	A
EMC	B
Enclosure	Required protection according to the Rules shall be provided upon installation on board

## EMC data

Electromagnetic compatibility	Conformance with EMC Directive 2014/30/EU
Noise immunity	EN 61000-6-2:2005

## Noise emission

Standards/regulations	EN 61000-6-4
-----------------------	--------------

## Electrostatic discharge

Standards/regulations	EN 61000-4-2
-----------------------	--------------

## Electrostatic discharge

Contact discharge	± 6 kV (Test Level 3)
Discharge in air	± 8 kV (Test Level 3)
Indirect discharge	± 6 kV (Test Level 3)
Comments	Criterion B

## Electromagnetic HF field

Standards/regulations	EN 61000-4-3
-----------------------	--------------

## Electromagnetic HF field

Frequency range	26 MHz ... 3 GHz (Test Level 3)
Field intensity	10 V/m
Comments	Criterion A

## Fast transients (burst)

Standards/regulations	EN 61000-4-4
-----------------------	--------------

# PSM-ME-RS485/RS485-P - Repeater



2744429

<https://www.phoenixcontact.com/in/products/2744429>

## Fast transients (burst)

Input	± 4 kV (Test Level 3)
Signal	± 2 kV (Test Level 3)
Comments	Criterion B

## Surge current load (surge)

Standards/regulations	EN 61000-4-5
-----------------------	--------------

## Surge current load (surge)

Input	± 0.5 kV (DC supply)
Signal	± 2 kV (Data line, asymmetrical)
Comments	Criterion B

## Conducted interference

Standards/regulations	EN 61000-4-6
-----------------------	--------------

## Conducted interference

Frequency range	0.15 MHz ... 80 MHz
Comments	Criterion A
Voltage	10 V

## Emitted interference

Standards/regulations	EN 55011
Comments	Class A, industrial applications

## Criteria

Criterion A	Normal operating behavior within the specified limits.
Criterion B	Temporary impairment to operational behavior that is corrected by the device itself.

## Mounting

Mounting type	DIN rail mounting
---------------	-------------------

# PSM-ME-RS485/RS485-P - Repeater

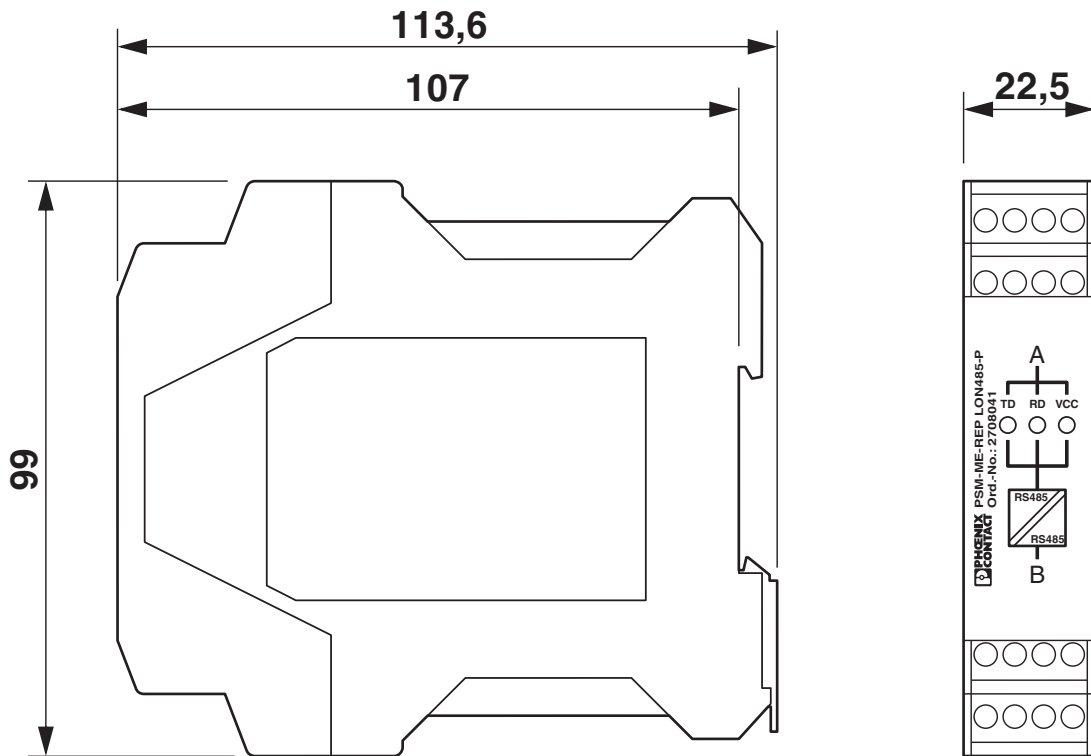
2744429

<https://www.phoenixcontact.com/in/products/2744429>



## Drawings

Dimensional drawing



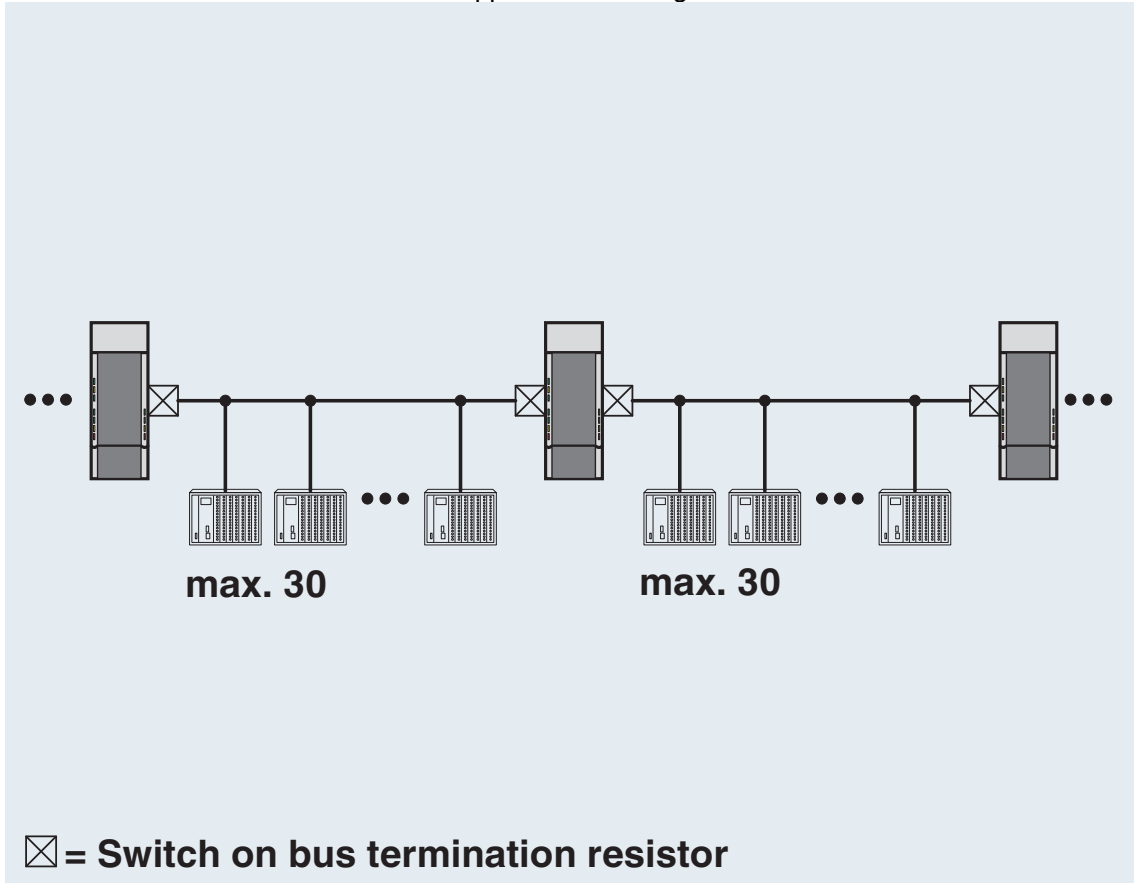
Slim design

# PSM-ME-RS485/RS485-P - Repeater

2744429

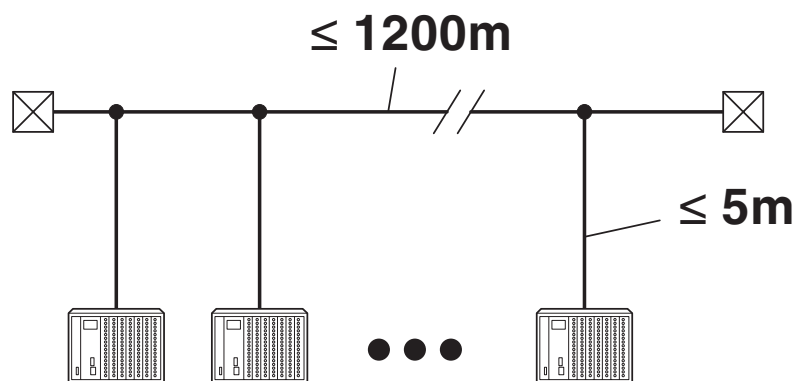
<https://www.phoenixcontact.com/in/products/2744429>

Application drawing



Line structure

Application drawing



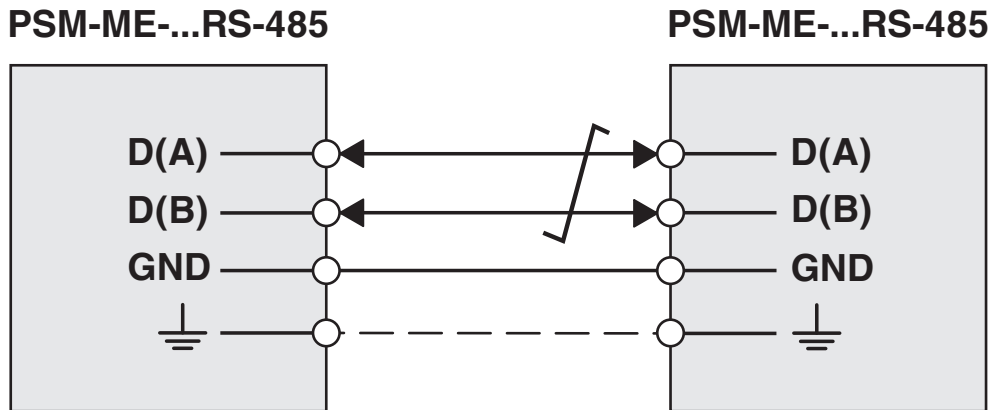
Cable lengths according to the RS-485 standard

# PSM-ME-RS485/RS485-P - Repeater

2744429

<https://www.phoenixcontact.com/in/products/2744429>

Connection diagram



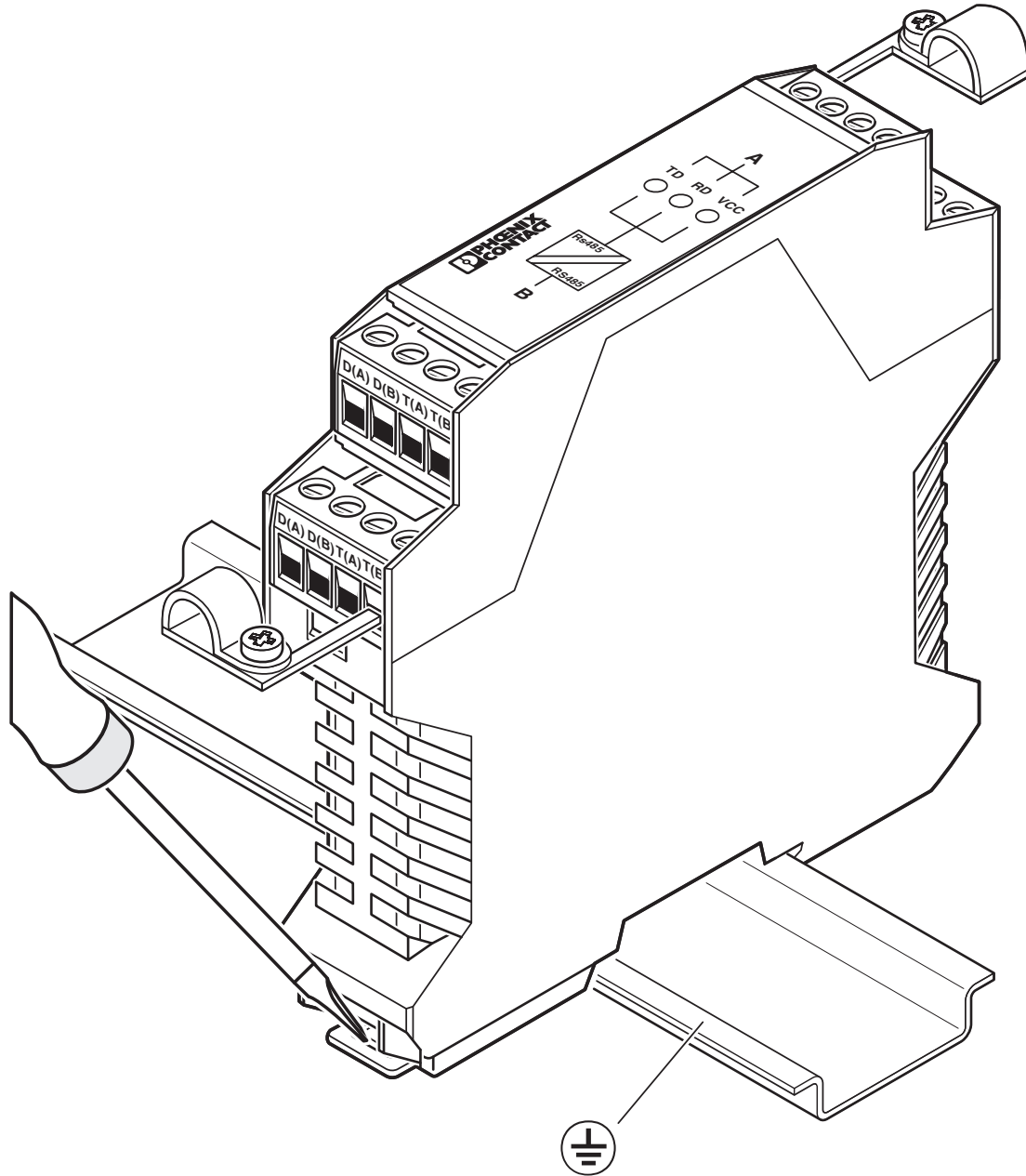
RS-485 interface

# PSM-ME-RS485/RS485-P - Repeater

2744429

<https://www.phoenixcontact.com/in/products/2744429>

Schematic diagram



Removal

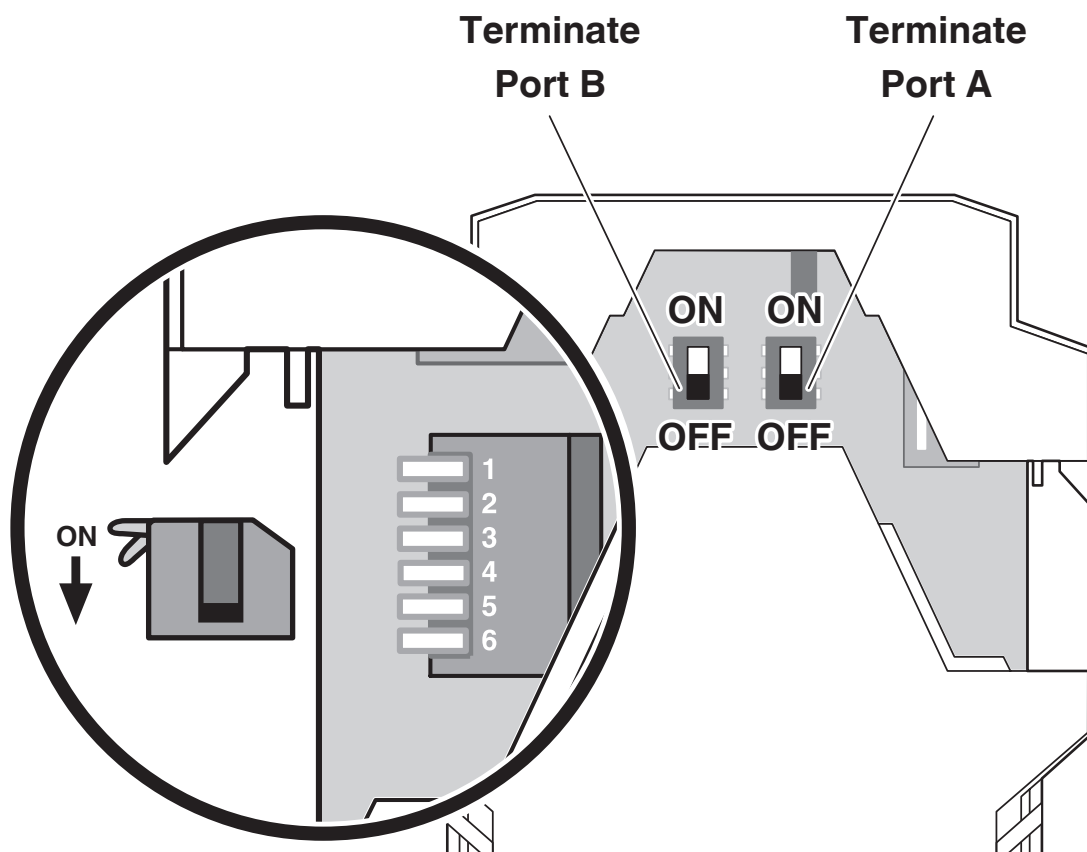
# PSM-ME-RS485/RS485-P - Repeater



2744429

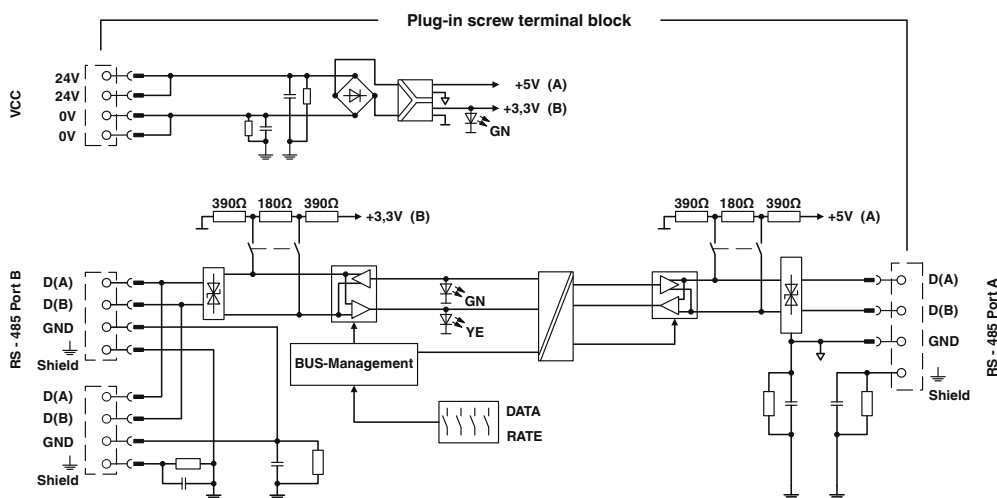
<https://www.phoenixcontact.com/in/products/2744429>

Schematic diagram



DIP switches

Circuit diagram



Basic circuit diagram

# PSM-ME-RS485/RS485-P - Repeater



2744429

<https://www.phoenixcontact.com/in/products/2744429>

## Approvals

To download certificates, visit the product detail page: <https://www.phoenixcontact.com/in/products/2744429>



**cUL Recognized**  
Approval ID: E238705



**UL Recognized**  
Approval ID: E238705



**DNV GL**  
Approval ID: TAA00001KR



**KC**  
Approval ID: KCC-REI-PCK-FL274442



**cUL Recognized**  
Approval ID: E199827

	Nominal voltage $U_N$	Nominal current $I_N$	Cross section AWG	Cross section $mm^2$
keine				
	24 V	0.09 A	-	-



**cUL Listed**  
Approval ID: E199827



**UL Listed**  
Approval ID: E199827

# PSM-ME-RS485/RS485-P - Repeater



2744429

<https://www.phoenixcontact.com/in/products/2744429>

## Classifications

### ECLASS

ECLASS-13.0	27242208
ECLASS-15.0	27242208

### ETIM

ETIM 9.0	EC001423
----------	----------

### UNSPSC

UNSPSC 21.0	43222600
-------------	----------

# PSM-ME-RS485/RS485-P - Repeater



2744429

<https://www.phoenixcontact.com/in/products/2744429>

## Environmental product compliance

### EU RoHS

Fulfills EU RoHS substance requirements	Yes
Exemption	7(a), 7(c)-I

### China RoHS

Environment friendly use period (EFUP)	EFUP-50
	An article-related China RoHS declaration table can be found in the download area for the respective article under "Manufacturer declaration". For all articles with EFUP-E, no China RoHS declaration table issued and required.

### EU REACH SVHC

REACH candidate substance (CAS No.)	Lead(CAS: 7439-92-1)
SCIP	b200ca38-45c4-46eb-aeff-1f9e8c2e30dd

### EF3.1 Climate Change

CO2e kg	3.683 kg CO2e
---------	---------------

Phoenix Contact 2026 © - all rights reserved  
<https://www.phoenixcontact.com>

PHOENIX CONTACT (I) Pvt. Ltd.  
A-58/2, Okhla Industrial Area, Phase - II, New Delhi-110 020

+91.1275.71420  
[info@phoenixcontact.co.in](mailto:info@phoenixcontact.co.in)