


# FLEX STACK

## SMT MICRO BOARD HEADER

(1.00 mm) .0394" PITCH • MW SERIES



### MW

Mates:

CLM, MLE

### SPECIFICATIONS

#### Insulator Material:

Top: Black LCP

Bottom: Natural LCP

#### Terminal Material:

Phosphor Bronze

#### Plating:

Au over 50 μ" (1.27 μm) Ni

#### Operating Temp Range:

-55 °C to +125 °C

### PROCESSING

#### Lead-Free Solderable:

Yes

#### SMT Lead Coplanarity:

(0.10 mm) .004" max (02-30)

(0.15 mm) .006" max (31-50)\*

\*(.004" stencil solution

may be available; contact

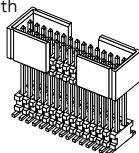
ipg@samtec.com)

### ALSO AVAILABLE

Contact Samtec

End shrouds

End shrouds with  
guide posts



MW	NO. PINS PER ROW	03	PLATING OPTION	D	STACKER HEIGHT	POST HEIGHT	OPTION
----	------------------	----	----------------	---	----------------	-------------	--------

02 thru 50

**-F**  
= Gold flash on contact, Matte Tin on tail

**-G**  
= 10 μ" (0.25 μm) Gold on contact, Gold flash on tail

**-"XXX"**  
= Stacker Height (in inches)

(2.41 mm) .095" to (6.22 mm) .245"

Example:  
-245 = (6.22 mm) .245"

**-"XXX"**  
= Post Height (in inches)

(1.65 mm) .065" minimum

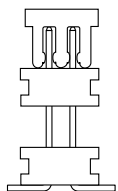
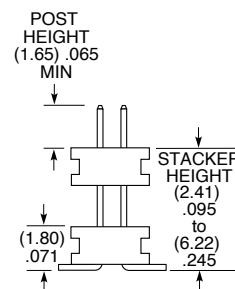
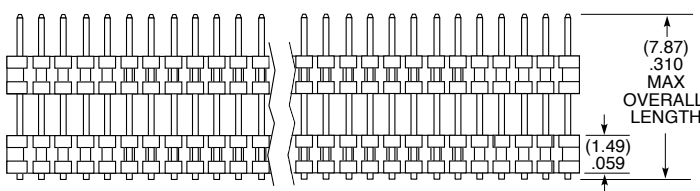
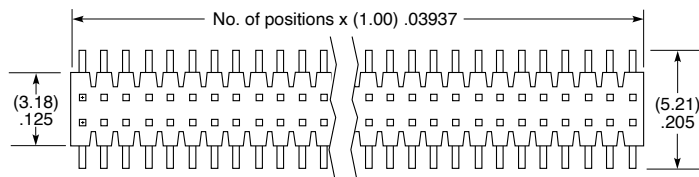
Example:  
-065 = (1.65 mm) .065"

**-A**  
= Alignment Pin (5 positions minimum) Metal or plastic at Samtec's discretion

**-P**  
= Pick & Place Pad (7 positions minimum)

**-TR**  
= Tape & Reel

**-FR**  
= Full Reel Tape & Reel (must order maximum quantity per reel; contact Samtec for quantity breaks)

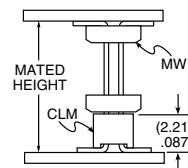


-P OPTION

### APPLICATION

EXAMPLES		
LEAD STYLE		MATED HEIGHT*
MW	CLM	
-163-065	-02	(6.35 mm) .250"
-233-065		(8.13 mm) .320"

\*Processing conditions will affect mated height.



### Notes:

For added mechanical stability, Samtec recommends mechanical board spacers be used in applications with gold or selective gold plated connectors. Contact ipg@samtec.com for more information.

This Series is non-standard, non-returnable.