

### 6.0 mm×3.5 mm SMD Light Touch Switches

Type: **EVQPE1/EVQPN/EVQ5P**



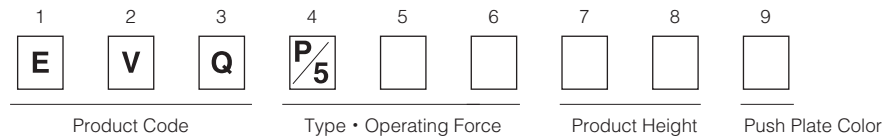
#### ■ Features

- External dimensions : 6.0 mm×3.5 mm, Height 4.3 mm, 5.0 mm

#### ■ Recommended Applications

- Operating switches for other electronic equipment

#### ■ Explanation of Part Numbers


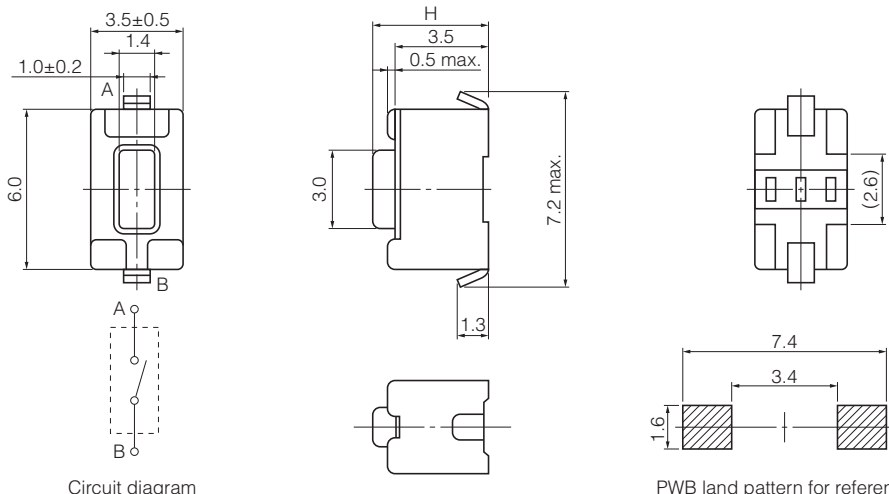


#### ■ Specifications

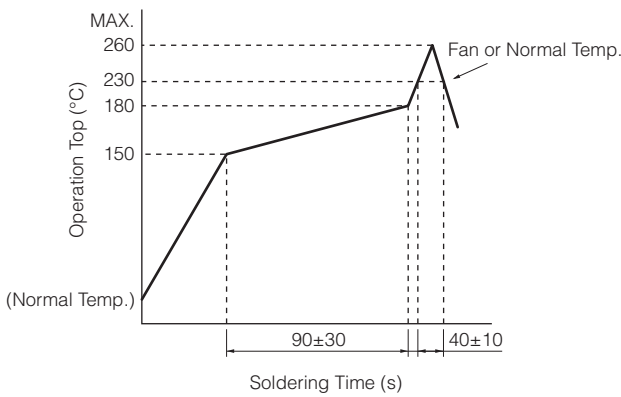
Type		Snap action/Push-on type SPST	
Electrical	Circuit Diagram		
	Rating	10 μA 2 V DC to 50 mA 12 V DC (Resistive load)	
	Contact Resistance	100 mΩ max.	
	Insulation Resistance	100 MΩ min. (at 100 V DC)	
	Dielectric Withstanding Voltage	250 V AC for 1 minute	
	Bouncing	10 ms max. (ON, OFF)	
Mechanical	Operating Force	1.0 N±0.5N (Low force type) 1.6 N±0.5 N (Standard)	2.4 N±0.6 N
	Travel	0.25 mm <sup>+0.20</sup> / <sub>-0.10</sub> mm	
Endurance	Operating Life	50,000 cycles min.	30,000 cycles min.
Operating Temperature		-30 °C to +85 °C	
Storage Temperature		-40 °C to +85 °C (Bulk) -20 °C to +60 °C (Taping)	
Minimum Quantity/Packing Unit		2,000 pcs. Embossed Taping(Reel Pack) (H = 5.0 mm)	2,500 pcs. Embossed Taping(Reel Pack) (H = 4.3 mm)
Quantity/Carton		10,000 pcs. (H = 5.0 mm)	12,500 pcs. (H = 4.3 mm)

Design and specifications are each subject to change without notice. Ask factory for the current technical specifications before purchase and/or use.  
Should a safety concern arise regarding this product, please be sure to contact us immediately.

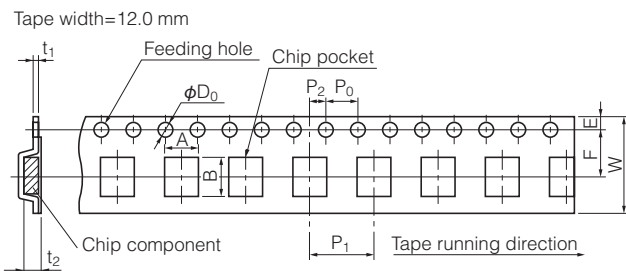
### ■ Dimensions in mm (not to scale)

<p>EVQPE1 EVQPNF EVQ5PN</p> <p>(Embossed Taping)</p> 	<p>General dimension tolerance : <math>\pm 0.3</math> ( ) dimensions are reference dimensions.</p>  <p>Circuit diagram</p> <p>PWB land pattern for reference</p>			
<p>Part Numbers</p>	<p>Operating Force</p>	<p>H=Height</p>	<p>Push Plate Color</p>	<p>Operating Life</p>
<p>EVQPE104K</p>	<p>1.0 N</p>	<p>4.3 mm</p>	<p>Black</p>	<p>50,000 cycles</p>
<p>EVQPE105K</p>	<p>1.0 N</p>	<p>5.0 mm</p>	<p>Black</p>	<p>50,000 cycles</p>
<p>EVQPNF04M</p>	<p>1.6 N</p>	<p>4.3 mm</p>	<p>Natural</p>	<p>50,000 cycles</p>
<p>EVQPNF05M</p>	<p>1.6 N</p>	<p>5.0 mm</p>	<p>Natural</p>	<p>50,000 cycles</p>
<p>EVQ5PN04K</p>	<p>2.4 N</p>	<p>4.3 mm</p>	<p>Black</p>	<p>30,000 cycles</p>
<p>EVQ5PN05K</p>	<p>2.4 N</p>	<p>5.0 mm</p>	<p>Black</p>	<p>30,000 cycles</p>

### ■ Recommended Reflow Soldering Conditions



### ● Embossed Carrier Taping



Taping condition : Lack of products in the middle of taping should be one MAX, but total quantity specified in the specifications should be secured.  
Peeling off strength of top tape : It should be within 0.2N to 1.0N at 165 degree in peeling off angle.  
Joint of carrier tape : One joint per one reel may exist.

Unit: mm

Part No.	Height	A	B	W	F	E	$P_1$	$P_2$	$P_0$	$D_0$ Dia.	$t_1$	$t_2$
EVQPE1 EVQPN EVQ5P	4.3/5.0	$5.8 \pm 0.2$	$7.9 \pm 0.2$	$12.0 \pm 0.3$	$5.5 \pm 0.1$	$1.75 \pm 0.10$	$8.0 \pm 0.1$	$2.0 \pm 0.1$	$4.0 \pm 0.1$	$1.5^{+0.1}_{-0}$	$0.4 \pm 0.05$	$4.5/5.2 \pm 0.2$

Design and specifications are each subject to change without notice. Ask factory for the current technical specifications before purchase and/or use.  
Should a safety concern arise regarding this product, please be sure to contact us immediately.

# Mouser Electronics

Authorized Distributor

Click to View Pricing, Inventory, Delivery & Lifecycle Information:

[Panasonic:](#)

[EVQ-PE104K](#)