

Well known for their quality and reliability, **Bulgin's toggle switches** are **cost effective** solutions to many existing applications. These switches offer features at an attractive price point often well below that of the existing competition.

- Nylon and Metal switch variants
- Multiple Lever Options
- Ratings up to 20A, 250V ac - 277V ac
- IP67 panel seal versions, supplied complete with gaskets (3900 Series – All Variants)
- Single and double Contact
- Choice of circuit options including 3 position and momentary
- Mounting hole: 12.2mm diameter.
- Sealing accessories available
- Quick Connect, Solder, Screw and PCB Termination Options



3900 Metal Toggle Switches

16A 250Vac - IP67 Sealed Versions



Key Features

- Metal toggle switches
- Ratings up to 20A, 277V ac
- Single and double Contact
- Choice of circuits including 3 position and momentary
- Sealed version supplied complete with gaskets
- Panel seal version to IP67
- 6.3mm terminals
- Guard option



Terminal	Function	Actuator	Body	Options
<p>C</p> <p>6.3 x 0.8 10.5</p>	<p>Single Contact</p> <p>3900 ON - OFF</p> <p>3901 ON - OFF (momentary ON)</p> <p>3902 ON - OFF (momentary OFF)</p>	<p>A</p> <p>10.0 Metal toggle finish is nickel plate</p> <p>B</p> <p>17.5 Metal toggle finish is nickel plate</p> <p>D</p> <p>25.4 Metal toggle finish is nickel plate</p> <p>E</p> <p>38.1 Metal toggle finish is nickel plate</p> <p>F</p> <p>17.5 Metal toggle finish is nickel plate</p>	<p>A Single Contact Thread: 15/32" x 32TPI Keyway 17.5 10.5 17.0</p> <p>E Panel sealed, single Contact Thread: 15/32" x 32TPI Keyway Panel Seal 17.5 10.5 17.0</p> <p>A Double Contact, without barrier Thread: 15/32" x 32TPI Keyway 17.5 10.0 30.6</p> <p>B Double Contact, with barrier Thread: 15/32" x 32TPI Keyway 17.5 10.0 30.6</p> <p>F Panel sealed, double Contact, with terminal barrier Thread: 15/32" x 32TPI Keyway Panel Seal 17.5 10.0 31.1</p> <p>G Panel sealed, double Contact, without terminal barrier Thread: 15/32" x 32TPI Keyway Panel Seal 17.5 10.0 31.1</p>	<p>Neck Seal M539 Actuator is visible</p> <p>Cover M1080</p> <p>Covers have internal nylon nuts</p> <p>M1080-2</p> <p>Covers have internal metal hex nuts</p> <p>Fixing nuts Nickel plated brass are supplied</p> <p>Knurled Front nut Panel thickness 4.0 with backnut</p> <p>Plate P236 Plate SP or DP</p>
<p>S</p> <p>10.5 Screw & Clamp</p>	<p>Double Contact</p> <p>3950 ON - OFF</p> <p>3951 ON - OFF (momentary ON)</p> <p>3952 ON - OFF (momentary OFF)</p> <p>3960 ON - ON</p> <p>3961 ON - ON (momentary 1 side)</p> <p>3970 ON - OFF - ON μ</p> <p>3971 ON - OFF - ON μ (momentary 1 side)</p> <p>3972 ON - OFF - ON μ (momentary 2 sides)</p>	<p>T</p> <p>10.5 3.1 Solder</p>		

Approvals and specifications

UL/CSA Ratings 3901, 3902, 3920, 3921, 3922
16A, 277Vac
1 HP, 250Vac

7A, 72Vdc
14A, 36Vdc

3910, 3901, 3952, 3960, 3961, 3970, 3971, 3972
16A, 277Vac
1 HP, 250Vac
1/2 HP, 125Vac
7A, 72Vdc
14A, 36Vdc

3900, 3950
20A, 277Vac
1 HP, 250Vac
1/2 HP, 125Vac
7A, 72Vdc
14A, 36Vdc

ENEC Ratings
3900, 3901, 3902, 3950, 3952, 3960, 3961
16(4)A 250Vac

3910, 3911, 3920, 3921, 3922, 3951, 3970, 3972
10 4)A 250Vac

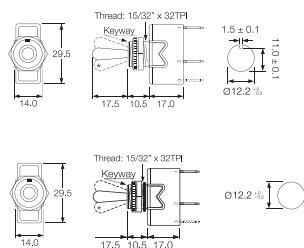
Approvals and ratings vary with function.
3mm contact gap except where marked μ .

* CSA approval for A and B bodies only

Dimensions mm * Indicates ON position (for ON - OFF switches)

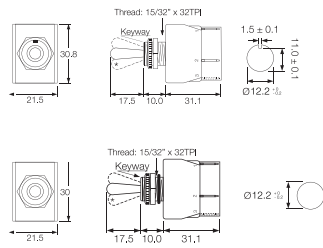
Single Contact

(C terminals shown)



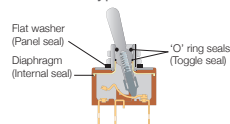
Double Contact

(C terminals shown with barrier)



Toggle Switch - sealed version

BE and BF types



Guard TG1-RED



Examples



C3900BE ---




C3920BA ---



C3950BF ---



C3972BB ---



Key Features

- Nylon toggle switches
- Ratings up to 20A, 250V ac
- Single and double Contact
- Wide choice of terminals
- Choice of circuit options including 3 position
- Flat & round actuator options

Approvals and specifications

16(4)A 250Vac T85

- UL 20A 250Vac Non Ind (Single Contact)
- UL 16A 250Vac Non Ind (Double Contact)
- UL CSA (2 pos types) 250Vac 1hp, 125Vac 1/2hp
- UL CSA (3 pos types) 250Vac 1/2hp, 125Vac 1/4hp
- CSA 16A 250Vac Non Ind
- UL 85°C, file E45221, CSA file LR10990
- UL and CSA N/A on momentary types

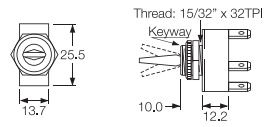
Selective "A, B, C" and "OFF, A, A+B" circuits at 5 amp also available.
3mm contact gap except where marked μ .

Terminal	Function	Actuator	Body	Options
<p>C</p>	<p>Single Contact</p> <p>1700 ON - OFF</p>	<p>H</p>	<p>O Single Contact</p> <p>Thread: 15/32" x 32TPI</p>	<p>Neck Seal M539</p> <p>Material - Nitrile (H & R Actuators) Actuator visible</p>
<p>H</p>	<p>Double Contact</p> <p>1750 ON - OFF</p>	<p>R</p>	<p>O Double Contact</p> <p>Thread: 15/32" x 32TPI</p>	<p>Cover M1080</p> <p>Material - EPDM (R Actuator only)</p>
<p>K</p>	<p>1710 μ ON - ON</p>	<p>The switch is on between centre terminals (2 & 5) and the terminals over which the lever is positioned.</p>	<p>O Double Contact</p> <p>Thread: 15/32" x 32TPI</p>	<p>Cover M531</p> <p>Material - PVC (R Actuator only)</p>
<p>T</p>	<p>1720 μ ON - OFF - ON</p>		<p>T5</p>	<p>Fixing nuts (Standard is M506 & T92)</p> <p>T5 Hex brass</p>
<p>X</p>	<p>1721 μ ON - OFF - ON μ (momentary 1 side)</p>		<p>T92</p>	<p>Panel hole (all types)</p> <p>Panel thickness (Max) Both nuts - 3.5mm Less backnut - 6.5mm</p> <p>T92 Knurled brass - slotted</p>
	<p>1722 ON - OFF - ON μ (momentary 2 sides)</p>			<p>M279 Knurled nylon</p>
				<p>Plate P236 Plate SP or DP</p>

Dimensions mm * Indicates ON position (for ON - OFF switches)

Single Contact

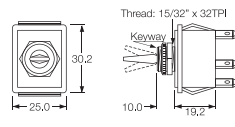
(C terminals shown)



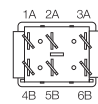
Optional
F00232PAAA
plate SP or DP

Double Contact

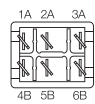
(C terminals shown)



Without barrier



With barrier



Examples



C1700R --



C1700H --



C1760R --



C1750H --

Mouser Electronics

Authorized Distributor

Click to View Pricing, Inventory, Delivery & Lifecycle Information:

Bulgin:

[C1720HOAAD](#) [C3970BBAAA](#) [C3972BBAAA](#) [C3950BBAAA](#) [C1750HOAAIV](#) [C1770HOAAFV](#) [C1720HOAAG](#)
[C1710HOAAC](#) [C1770HOAAAV](#) [C3960BBAAA](#) [C1700HOAAG](#) [C1700HOAAC](#) [C1710HOAAA](#) [C1760HOAAFV](#)
[C3961BBAAA](#)