

LQM21FN100M70#

“#” indicates a package specification code.

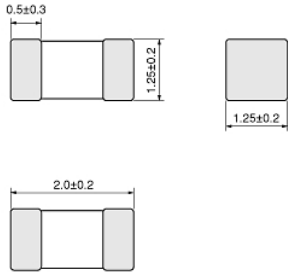
Large Current



< List of part numbers with package codes >

LQM21FN100M70B LQM21FN100M70L

Appearance & Shape



(in mm)

References

Packaging	Specifications	Standard Packing Quantity
B	Bulk(Bag)	1000
L	180Embossed Tape	3000

Mass (typ.)	
1 piece	0.016g

Attention


1.This datasheet is downloaded from the website of Murata Manufacturing Co., Ltd. Therefore, it's specifications are subject to change or our products in it may be discontinued without advance notice. Please check with our sales representatives or product engineers before ordering.

2.This datasheet has only typical specifications because there is no space for detailed specifications.

Therefore, please review our product specifications or consult the approval sheet for product specifications before ordering.

LQM21FN100M70#

“#” indicates a package specification code.



Specifications

L size	2.0±0.2mm
W size	1.25±0.2mm
T size	1.25±0.2mm
Size code inch (mm)	0805 (2012)
Inductance	10μH±20%
Inductance Test Frequency	1MHz
Rated current (Itemp) (Based on Temperature rise)	100mA
Max. of DC resistance	0.78Ω
Class of magnetic shield	Ferrite Core
Self resonance frequency (min.)	15MHz
Operating Temperature Range(Self-temperature rise is not included)	-55°C to 125°C
Brand	Murata
DC Resistance Intermediate Values	0.60Ω±30%
Series	LQM21FN_70

Attention

1.This datasheet is downloaded from the website of Murata Manufacturing Co., Ltd. Therefore, it's specifications are subject to change or our products in it may be discontinued without advance notice. Please check with our sales representatives or product engineers before ordering.

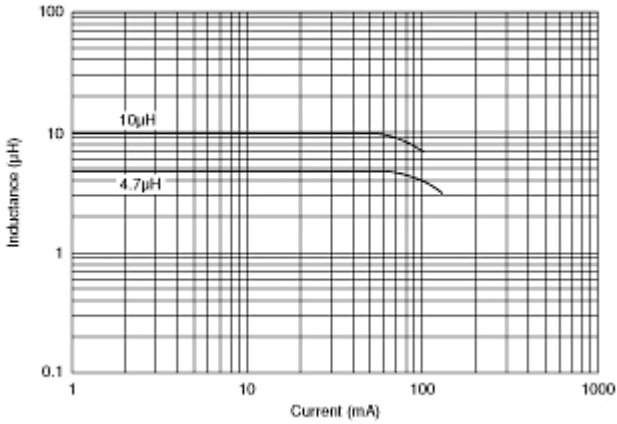
2.This datasheet has only typical specifications because there is no space for detailed specifications.

Therefore, please review our product specifications or consult the approval sheet for product specifications before ordering.

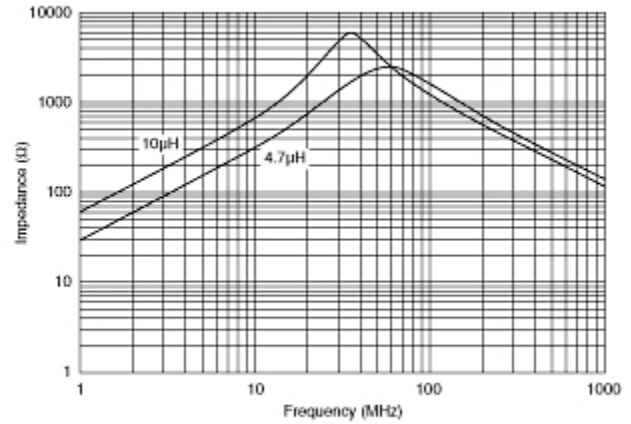
LQM21FN100M70#

“#” indicates a package specification code.

Characteristic Data



Impedance - Current Characteristics



Impedance - Frequency Characteristics

Attention

- 1.This datasheet is downloaded from the website of Murata Manufacturing Co., Ltd. Therefore, it's specifications are subject to change or our products in it may be discontinued without advance notice. Please check with our sales representatives or product engineers before ordering.
- 2.This datasheet has only typical specifications because there is no space for detailed specifications. Therefore, please review our product specifications or consult the approval sheet for product specifications before ordering.