

MLG1005S1N8STD25

<b>Product Status</b>	<a href="#">Production</a>
<b>Applications</b>	Automotive Grade
<b>Feature</b>	<a href="#">AEC-Q200</a> AEC-Q200 <a href="#">Multilayer</a> Multilayer Non-Mag CoreNon-Magnetic Core (Dielectric Ceramic)
<b>Series   Type</b>	MLG
<b>Brand</b>	TDK
<b>Environmental Compliance</b>	RoHS          REACH          Halogen Free          Lead Free



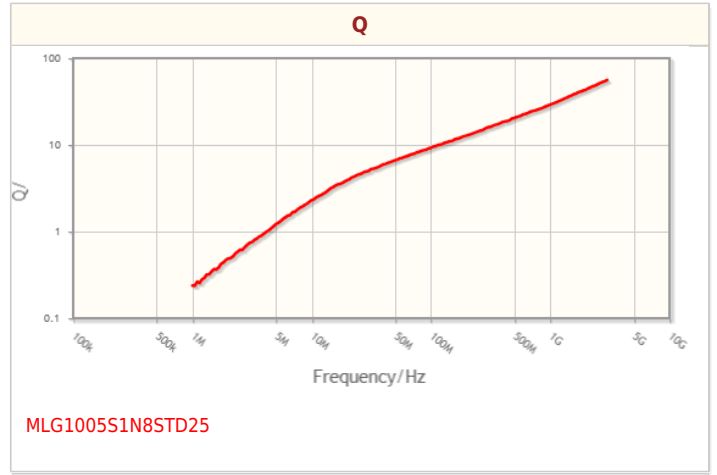
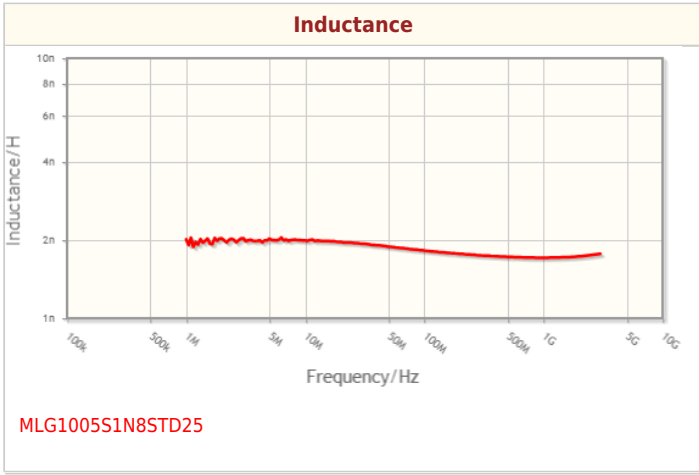
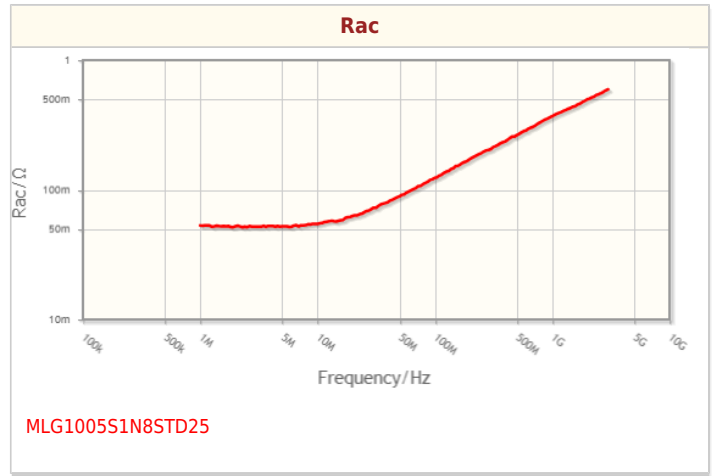
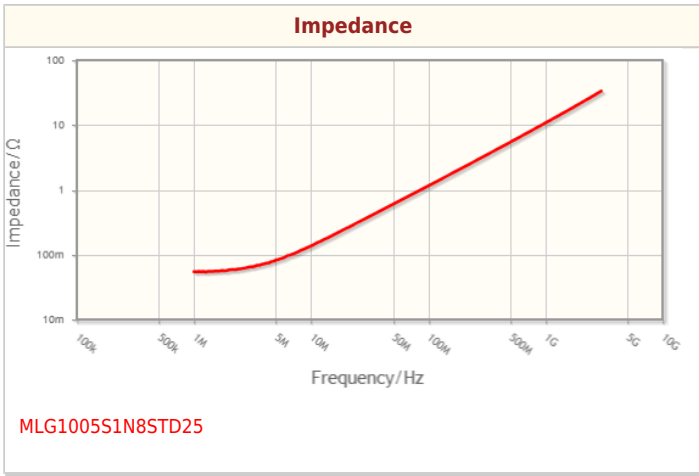
Size	
Length(L)	1.00mm ±0.05mm
Width(W)	0.50mm ±0.05mm
Thickness   Height	0.50mm ±0.05mm
Recommended Land Pattern (A)	0.50mm Nom.
Recommended Land Pattern (B)	0.40mm Nom.
Recommended Land Pattern (C)	0.50mm Nom.

Electrical Characteristics	
Inductance	1.8nH ±0.3nH at 100MHz
Rated Current	900mA
DC Resistance [Typ.]	60mΩ
DC Resistance [Max.]	150mΩ
Self Resonant Frequency [Min.]	8GHz
Self Resonant Frequency [Typ.]	10.3GHz
Q [Min.]	7 at 100MHz
Q [Typ.]	11 at 100MHz

Other	
Operating Temp. Range	-55 to 125°C
Soldering Method	Reflow Iron Soldering
AEC-Q200	YES
Packing	Punched (Paper)Taping [180mm Reel, Tape width 8mm]
Package Quantity	10000pcs
Weight	0.001g

! Images are for reference only and show exemplary products.  
! This PDF document was created based on the data listed on the TDK Corporation website.  
! All specifications are subject to change without notice.

Characteristic Graphs(This is reference data, and does not guarantee the products characteristics.)



! Images are for reference only and show exemplary products.  
! This PDF document was created based on the data listed on the TDK Corporation website.  
! All specifications are subject to change without notice.

## Associated Images

