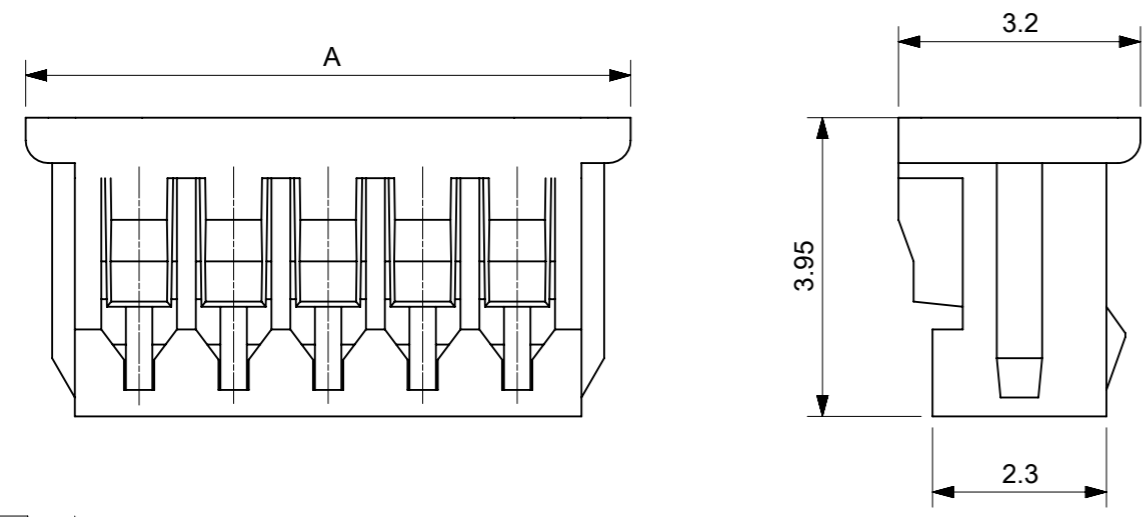
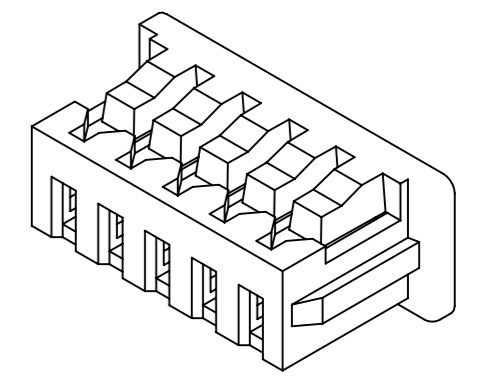


ターミナル装着状態図
TERMINAL ASSEMBLY DRAWING



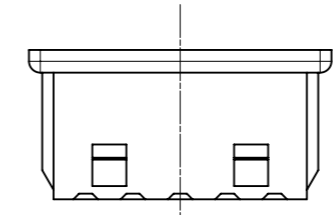
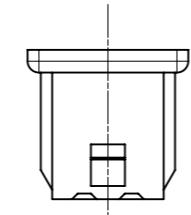
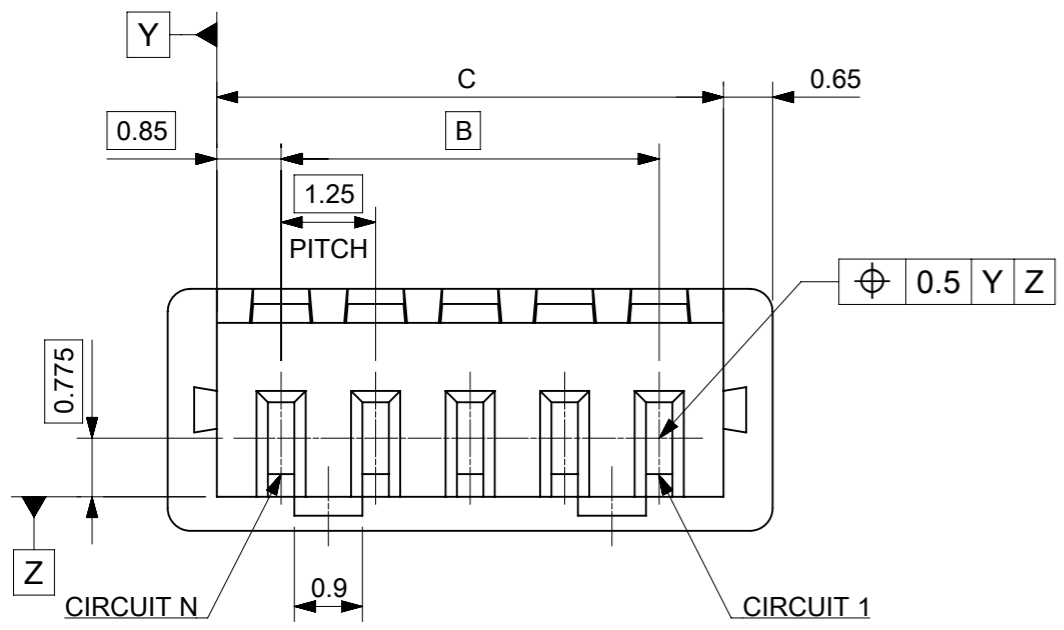
NOTES

- △1 材料 : TABLE 1 参照
MATERIAL : SEE TABLE 1
- △2 適合製品および各種仕様書についてはSHEET 2 を参照。
PLEASE REFER TO SHEET 2 FOR APPLICABLE PRODUCTS AND SPECIFICATIONS.
APPLICABLE MATE PARTNER, APPLICABLE TERMINAL.
- △3 発注番号
ORDER NO.

51021**00

極数
CIRCUIT SIZE

- △4 ロックの数は、2,3極は1ロック、4極以上は2ロック。
LOCKING WINDOW: ONE PLACE FOR 2 AND 3 CIRCUIT, AND TWO PLACES FOR MORE THAN 4 CIRCUIT.



△4 2, 3極ロック形状(1ロック) △4 4極以上ロック形状(2ロック)
FIGURE OF 2, 3 CIRCUIT (1 LOCK) FIGURE OF MORE THAN 4 CIRCUIT (2 LOCKS)

19.2	17.5	20.5	510211500	15
17.95	16.25	19.25	510211400	14
16.7	15	18	510211300	13
15.45	13.75	16.75	510211200	12
14.2	12.5	15.5	510211100	11
12.95	11.25	14.25	510211000	10
11.7	10	13	510210900	9
10.45	8.75	11.75	510210800	8
9.2	7.5	10.5	510210700	7
7.95	6.25	9.25	510210600	6
6.7	5	8	510210500	5
5.45	3.75	6.75	510210400	4
4.2	2.5	5.5	510210300	3
2.95	1.25	4.25	510210200	2

C	B	A	△3 発注番号 ORDER NUMBER	極数 CIRCUIT SIZE
梱包形態 : ポリ袋 PACKING : POLYBAG				

△1 TABLE 1

部品 PART	材質 MATERIAL
ハウジング HOUSING	ポリエステル(PBT), UL94V-0, 色 : ナチュラル(白) POLYESTER (PBT), UL94V-0, COLOR : NATURAL(WHITE)
DOCUMENT STATUS	P1 RELEASE DATE 2022/04/19 08:41:20

FUNCTIONAL SYMBOLS	THIS DRAWING CONTAINS INFORMATION THAT IS PROPRIETARY TO MOLEX ELECTRONIC TECHNOLOGIES, LLC AND SHOULD NOT BE USED WITHOUT WRITTEN PERMISSION	SCALE	CURRENT REV DESC: REVISED	molex		
mm	NTS	PICOBLADE 1.25 RECEPTACLE HOUSING				
GENERAL TOLERANCES (UNLESS SPECIFIED)	ANGULAR TOL ± 3.0°	4 PLACES ± 0.2	3 PLACES ± 0.2	PRODUCT CUSTOMER DRAWING		
2 PLACES ± 0.2	1 PLACE ± 0.2	0 PLACES ± 0.2	EC NO: 698818	DOCUMENT NUMBER		
DRAFT WHERE APPLICABLE MUST REMAIN WITHIN DIMENSIONS			DRWN: HHUSSIN	DOC TYPE		
THIRD ANGLE PROJECTION			CHK'D: SAKIYAMA	DOC PART		
A3-SIZE			APPR: AIDA	REVISION		
SERIES			INITIAL REVISION:	510210000-SD		
51021			DRWN: QHE31	PSD		
MATERIAL NUMBER			APPR: KOMURAKAMI	000		
SEE CHART			2022/02/16	B		
CUSTOMER			2022/04/19	GENERAL MARKET		
GENERAL MARKET			2021/12/15	SHEET NUMBER		
1 OF 2			2021/12/24	1 OF 2		

△ 2 適合製品および各種仕様書
 APPLICABLE PRODUCTS AND SPECIFICATIONS

梱包仕様書 PACKING SPECIFICATION	PART NUMBER	SPECIFICATION NUMBER	
	51021**00	SPK-51021-001	
適合端子 APPLICABLE TERMINAL	PART NUMBER	PLATING TYPE	WIRE SIZE (AWG)
	500588*0*	TIN	#28-32
	500588200	GOLD FLASH	
	500588025	GOLD 0.38 MICROMETER	
	500798*0*	TIN	#26-28
	500798200	GOLD FLASH	
500798025	GOLD 0.38 MICROMETER		

TIN PLATING PRODUCTS:

適合嵌合相手 MATE WITH	SMT			THROUGH HOLE		WIRE TO WIRE
	VERTICAL		RIGHT ANGLE	VERTICAL	RIGHT ANGLE	
	TIN PLATING		TIN PLATING	TIN PLATING	TIN PLATING	TIN PLATING
シリーズ番号 PART NUMBER	WITH VACUUM CAP	WITHOUT VACUUM CAP	TIN PLATING	TIN PLATING	TIN PLATING	TIN PLATING
53398**67	53398**71	53621**71	53047**10	53048**10	51047**00	
製品仕様書 PRODUCT SPECIFICATION	500588*00 TERMINAL 500798*00 TERMINAL	PS-51021-025	PS-51021-024	PS-51021-010		PS-51021-009
	500588001 TERMINAL 500798001 TERMINAL	510211124-PS PS 000		510211110-PS PS 000	510211111-PS PS 000	510211109-PS PS 000
アプリケーション仕様書 (取扱説明書) APPLICATION SPECIFICATION	510210000-AS				510210001-AS	

GOLD PLATING PRODUCTS:

適合嵌合相手 MATE WITH	SMT				THROUGH HOLE			
	VERTICAL		RIGHT ANGLE		VERTICAL		RIGHT ANGLE	
	GOLD PLATING		GOLD PLATING		GOLD PLATING		GOLD PLATING	
シリーズ番号 PART NUMBER	FLASH	0.38 MICROMETER	FLASH	0.38 MICROMETER	FLASH	0.38	FLASH	0.38
5339840**	5339850**	5326140**	5362170**	53047**60	53047**70	53048**60	53048**50	
製品仕様書 PRODUCT SPECIFICATION	500588020 TERMINAL 500798020 TERMINAL 500588025 TERMINAL 500798025 TERMINAL	510210001-PS 000			510210006-PS 000		510210000-PS 000	
	アプリケーション仕様書 (取扱説明書) APPLICATION SPECIFICATION	510210000-AS						

製品嵌合図は各嵌合相手図面参照のこと
 MATING VIEW: REFER TO EACH "MATE WITH" PART DRAWING.

FUNCTIONAL SYMBOLS	THIS DRAWING CONTAINS INFORMATION THAT IS PROPRIETARY TO MOLEX ELECTRONIC TECHNOLOGIES, LLC AND SHOULD NOT BE USED WITHOUT WRITTEN PERMISSION	CURRENT REV DESC: REVISED		molex		
	FUNCTIONAL DIMENSION UNITS	SCALE				
▽A = 0	mm	NTS		PICOBLADE 1.25 RECEPTACLE HOUSING		
▽E = 0	GENERAL TOLERANCES (UNLESS SPECIFIED)			PRODUCT CUSTOMER DRAWING		
▽P = 0	ANGULAR TOL ± 3.0°			DOCUMENT NUMBER		
DIVISIONAL SYMBOLS	4 PLACES ± 0.2	EC NO: 698818	2022/02/16	510210000-SD		
	3 PLACES ± 0.2	DRWN: HHUSSIN	2022/04/19	DOC TYPE	DOC PART	REVISION
	2 PLACES ± 0.2	CHK'D: SAKIYAMA	2022/04/19	PSD	000	B
	1 PLACE ± 0.2	APPR: AIDA		SHEET NUMBER		
	0 PLACES ± 0.2	INITIAL REVISION:		2 OF 2		
DRAFT WHERE APPLICABLE MUST REMAIN WITHIN DIMENSIONS	THIRD ANGLE PROJECTION	DRAWING	SERIES	MATERIAL NUMBER	CUSTOMER	
		A3-SIZE	51021	SEE CHART	GENERAL MARKET	

10 9 8 7 6 5 4 3 2 1

F

F

E

E

D

D

C

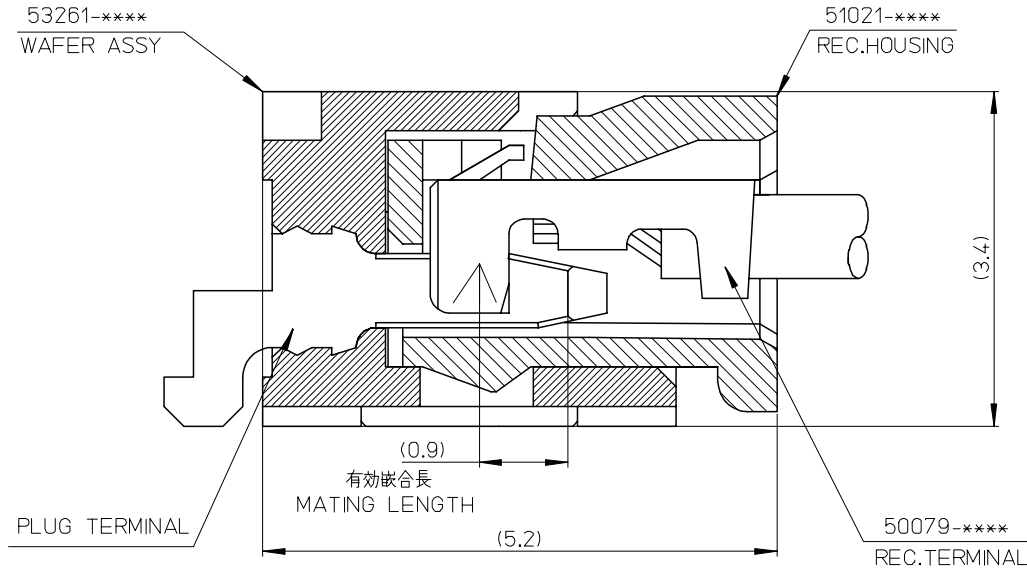
C

B

B

A

A



53261-****	WAFER ASSY	MODEL NO./MATERIAL NO.
50079-****	TERMINAL	
51021-****	HOUSING	

RELEASED EC NO: J2006-2426 DRWN: A0YAGI 2006/02/02 CHKD: YMAEDA 2006/02/03 APPR: NUKITA 2006/02/07	GENERAL TOLERANCES (UNLESS SPECIFIED)		DIMENSION STYLE MM ONLY		SCALE ---	DESIGN UNITS METRIC	THIRD ANGLE PROJECTION	
	10 UNDER	± ---	DRAWN BY Y. A0YAGI	DATE 2006/01/30	TITLE 1.25 W-TO-B CONN. 51021,53261 MATING CROSS SECTION			
	10 OVER 30 UNDER	± ---	CHECKED BY Y. MAEDA	DATE 2006/01/30	MOLEX INCORPORATED			
	30 OVER	± ---	APPROVED BY N. UKITA	DATE 2006/01/30	MATERIAL NO. SEE CHART			
	ANGULAR ± --- °		DRAFT WHERE APPLICABLE MUST REMAIN WITHIN DIMENSIONS		DOCUMENT NO. SD-51021-002		SHEET NO. 1 OF 1	

9

8

7

6

5

4

3

2