


# TIGER CLAW™ SURFACE MOUNT SOCKET

(2.54 mm) .100" PITCH • SSM SERIES



## SSM

### Mates:

TSW, MTSW,  
TST, TSS, ZST, ZSS,  
DW, EW, ZW, TSM,  
HMTSW, HTSW, TSSH,  
BST, HTSS, TLW, MTLW

## SPECIFICATIONS

### Insulator Material:

Black Liquid Crystal Polymer

### Contact Material:

Phosphor Bronze

### Plating:

Au or Sn over  
50 μm (1.27 μm) Ni

### Operating Temp Range:

-55 °C to +125 °C with Gold

-55 °C to +105 °C with Tin

### Current Rating (SSM/TSW):

5.2 A per pin

(2 pins powered)

### Current Rating (SSM/TSM):

5.6 A per pin

(2 pins powered)

### Voltage Rating:

405 VAC/573 VDC

### Insertion Depth:

SV/DV = (4.34 mm) .171" to  
(7.24 mm) .285" or pass-through  
from top; (5.56 mm) .219"  
plus board thickness minimum  
from bottom;

SH/DH = (4.34 mm) .171" to  
(6.35 mm) .250"

## PROCESSING

### Lead-Free Solderable:

Yes

### -DH Coplanarity:

Less than 28 positions

(0.15 mm) .006" max\*

More than 27 positions

(0.20 mm) .008" max\*

### -SH, -SV, -DV Coplanarity:

(0.15 mm) .006" max\*

\*(.004" stencil solution  
may be available; contact  
ipg@samtec.com)

## ALSO AVAILABLE

Contact Samtec

Alignment pin



### Notes:

Severe Environment  
Testing qualified; aligns  
with MIL-DTL-55302.  
Visit samtec.com/set

Some sizes, styles and  
options are non-standard,  
non-returnable.

SSM	1	NO. PINS PER ROW	PLATING OPTION	ROW OPTION	OTHER OPTION
-----	---	------------------	----------------	------------	--------------

02 thru 36  
(-SV, -SH, -DH)

02 thru 40  
(-DV)

-F

= Gold flash  
on contact,  
Matte Tin on tail

-L

= 10 μm (0.25 μm)  
Gold on contact,  
Matte Tin on tail

-SV

= Single Row  
Vertical Pin

-DV

= Double Row  
Vertical Pin

-SH

= Single Row  
Horizontal Pin

-DH

= Double Row  
Horizontal Pin

-“XXX”

= Polarized Position  
(-BE not available)

-BE

= Bottom Entry  
(-DV & -SV only)

-LC

= Locking Clip  
(-DV & -SV only)  
Contact Samtec for  
-DH & -SH

-K

= (6.50 mm) .256" DIA  
Polyimide film  
Pick & Place Pad  
(2 positions min.)  
-DV & -SV only

-M

= Metal Pick  
& Place Pad  
(5 positions min.)  
-DV only

-P

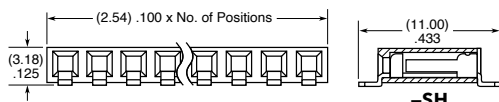
= Plastic Pick  
& Place Pad  
(-DV & -SV only)  
(6 positions min.)  
Contact Samtec for  
availability on  
smaller positions)

-TR

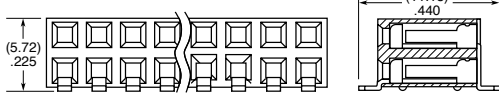
= Tape & Reel  
(29 positions max.)

-FR

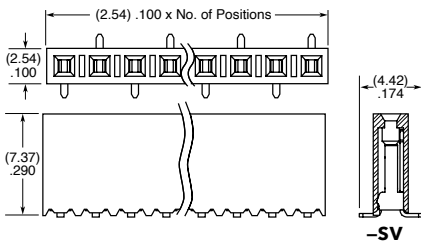
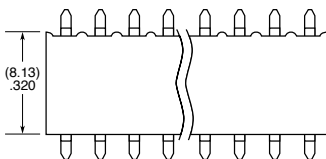
= Full Reel  
Tape & Reel  
(must order max.  
quantity per reel;  
contact Samtec for  
quantity breaks)  
(29 positions max.)



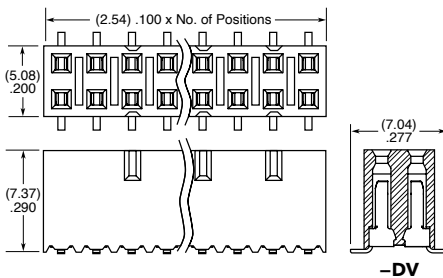
-SH



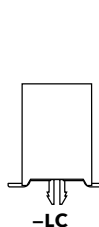
-DH



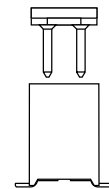
-SV




-DV



-LC



-P



-M