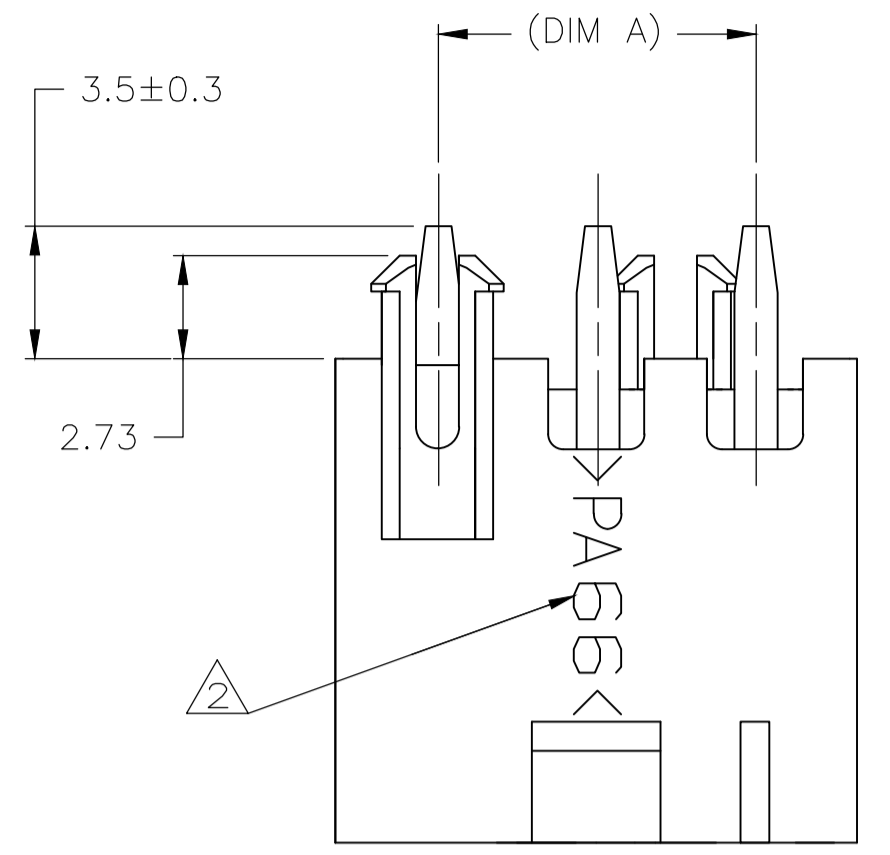
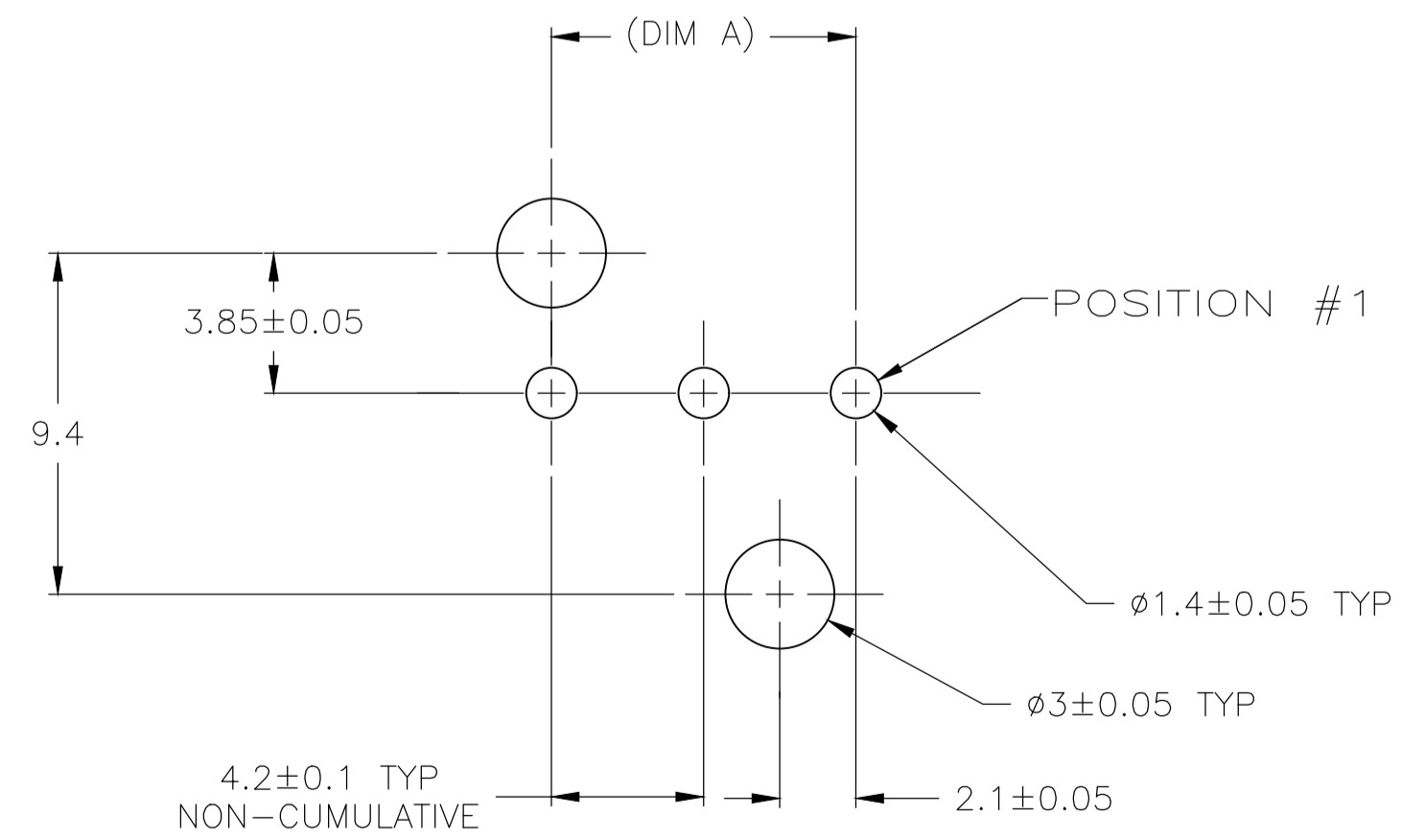
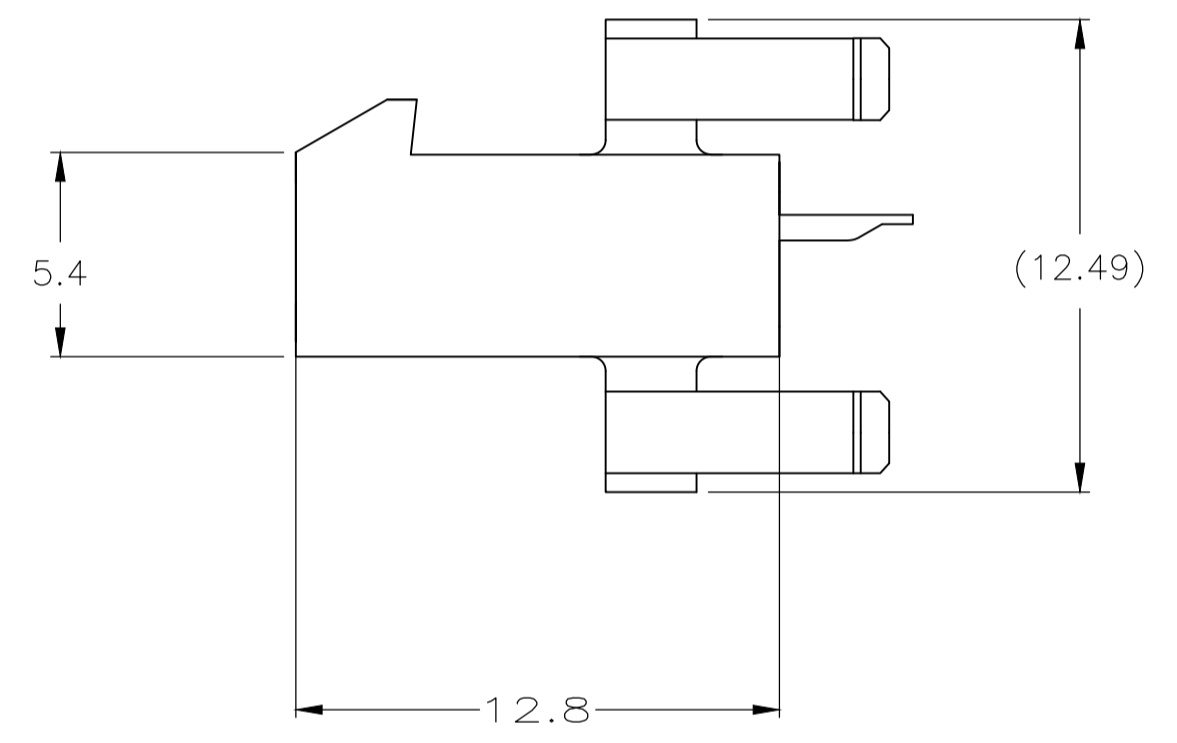
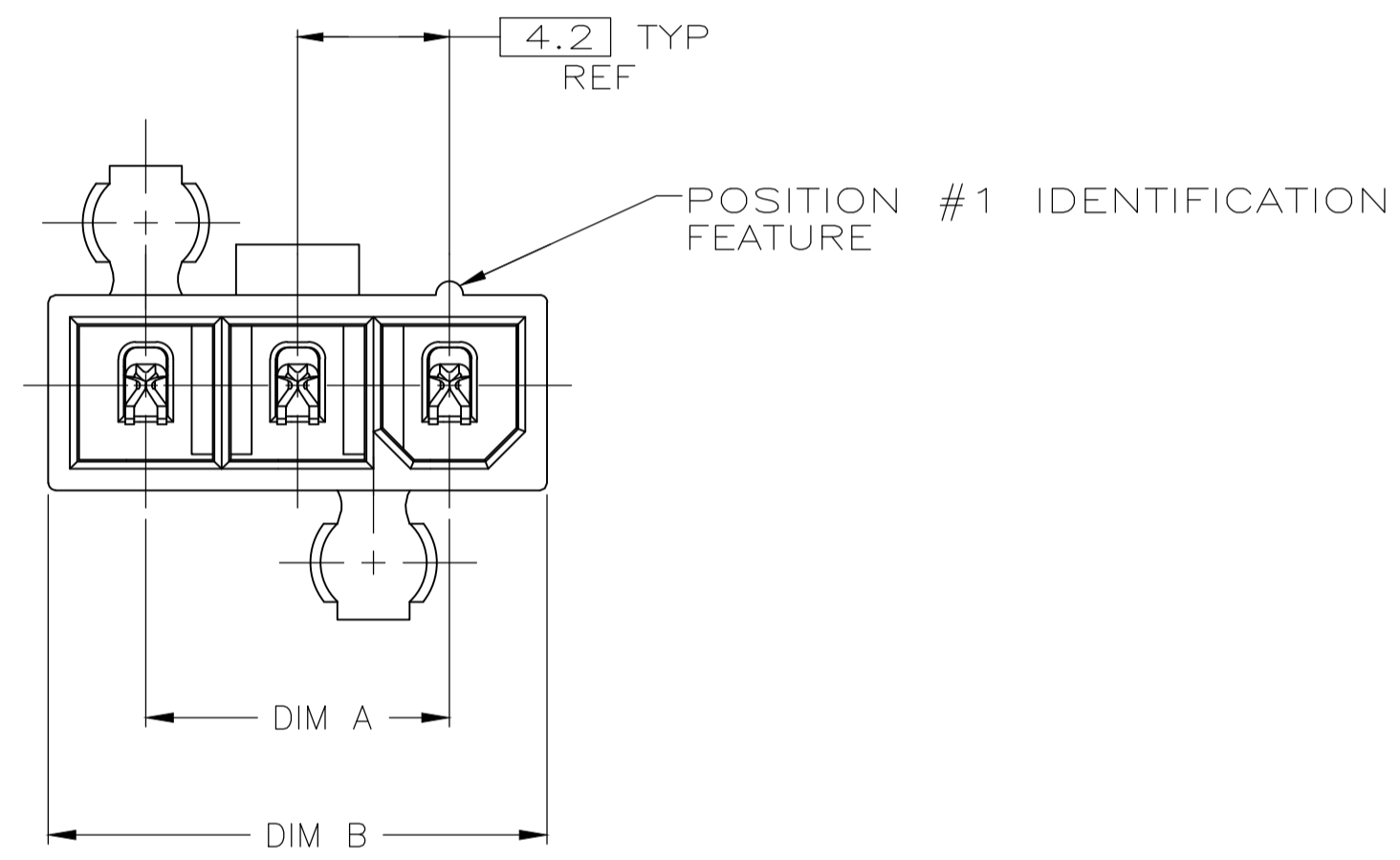


REVISIONS					
P	LTR	DESCRIPTION	DATE	DMN	APVD
B		REVISED PER ECR-19-013240	06MAY2020	WH	DZ



- 1 MATERIAL: HOUSING-NYLON, UL94V-0 (COLOR-NATURAL, COLOR OF PARTS MAY VARY) CONTACTS-0.25 [.010] THICK BRASS ALLOY.
- 2 TYCO ELECTRONICS LOGO AND MATERIAL ID MAY BE LOCATED ON EITHER LONG SIDE OF PART.
- 3 CONTACT FINISH: 0.002032 [.000080] MIN BRIGHT TIN OVER 0.000762 [.000030] MIN NICKEL OVER ENTIRE CONTACT.
- 4 MATES WITH VAL-U-LOK(TM) RECEPTACLE HOUSINGS.
- 5 "O" WITH POST  
"x" WITHOUT POST
- 6 PRELIMINARY-NOT FOR PRODUCTION

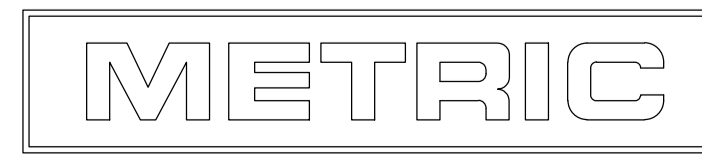


RECOMMENDED MOUNTING HOLE PATTERN FOR 1.78 MAX THICK P.C. BOARD COMPONENT SIDE SHOWN

	O	x	x	O		18	12.6	4	1-2029056-4
						22.2	16.8	5	2029056-5
						18	12.6	4	2029056-4
						13.8	8.4	3	2029056-3
	1	2	3	4	5	DIM B	DIM A	NO. OF POSITIONS	PART NO

THIS DRAWING IS A CONTROLLED DOCUMENT.

DIMENSIONS: mm	TOLERANCES UNLESS OTHERWISE SPECIFIED:	DIN K. WHITAKER 11JAN2008	TE Connectivity
0. PLC ± -	1. PLC ± 0.2	CHK C. CASH 11JAN2008	NAME
2. PLC ± 0.13	3. PLC ± -	APVD C. CASH 11JAN2008	PRODUCT SPEC
4. PLC ± -	ANGLES ± 0°30'		108-2112
			APPLICATION SPEC
			114-13172
MATERIAL	FINISH	WEIGHT	SIZE
			A1 00779
			DRAWING NO
			C=2029056
			RESTRICTED TO
			CUSTOMER DRAWING
			SCALE N/A
			SHEET 1 OF 1
			REV B



# Mouser Electronics

Authorized Distributor

Click to View Pricing, Inventory, Delivery & Lifecycle Information:

[TE Connectivity:](#)

[2029056-5](#)