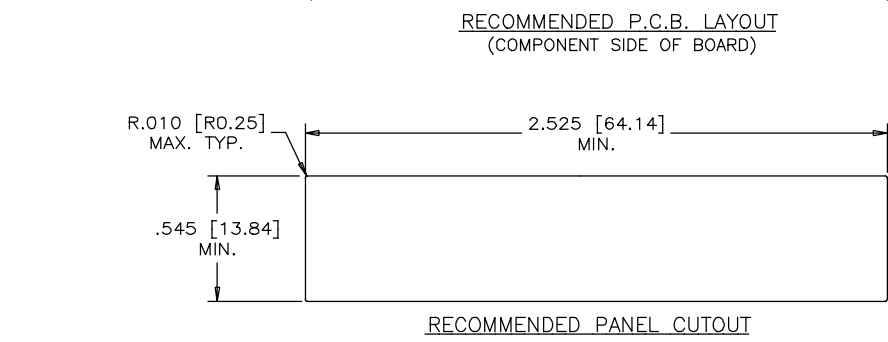
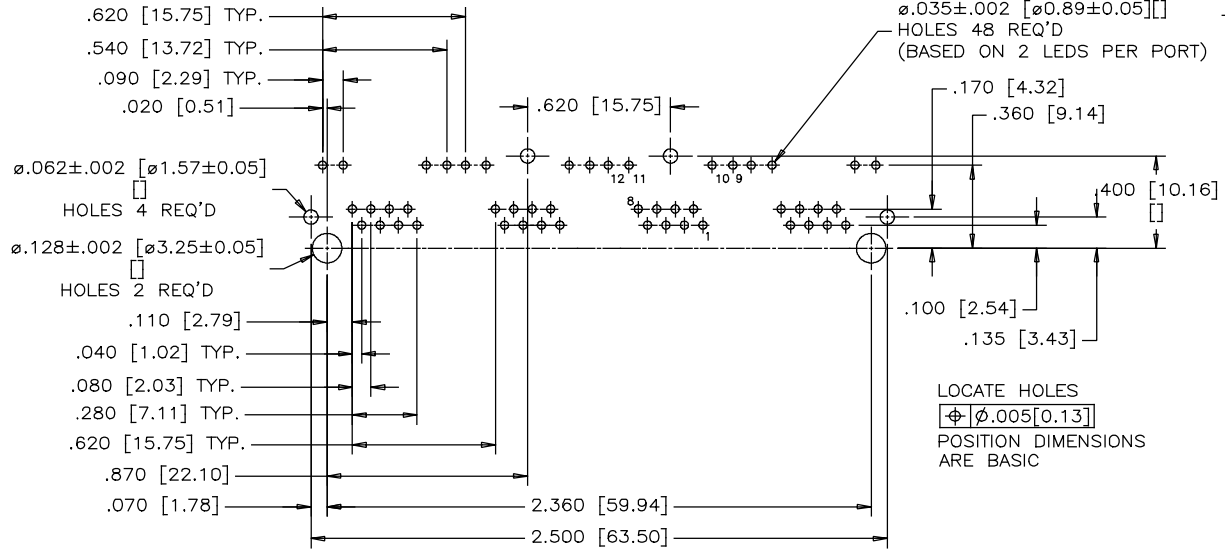
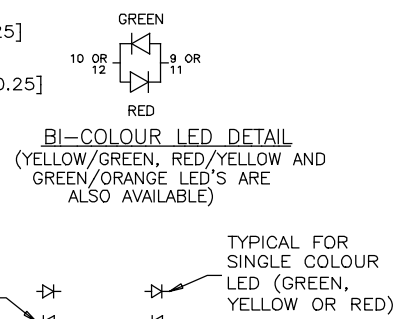
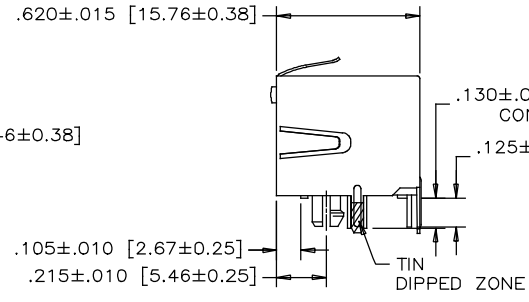
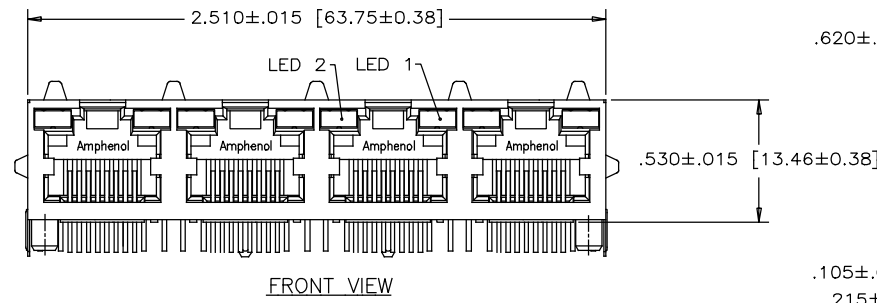


REVISIONS			
REV	DESCRIPTION, ECN, EAR NO.	DATE	APP'D
B	PROPOSAL	05/12/29	L.CHAN
C	UPDATED NOTES	14/11/11	L.CHAN
D	CORRECT SHIELD MATERIALS	16/01/07	L.CHAN



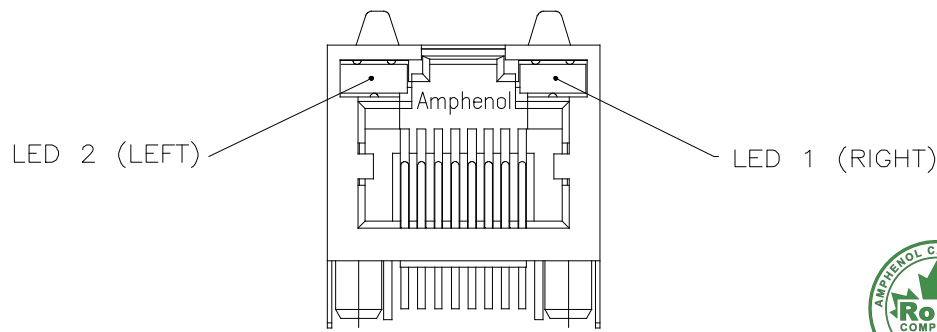
LOCATE HOLES  
 $\phi \phi.005 [0.13]$   
 POSITION DIMENSIONS ARE BASIC

1. MATERIALS:
- PLASTIC HOUSING: HIGH TEMPERATURE THERMOPLASTIC  
 FLAMMABILITY RATING UL 94V-0
  - CONTACTS: PHOSPHOR BRONZE  
 PLATING: 50 μ" [1.27 MICRONS]  
 MIN. GOLD ON MATING SURFACES.  
 50 μ" [1.27 MICRONS]  
 MIN. NICKEL UNDERPLATE  
 100 μ" [2.54 MICRONS]  
 MIN. MATTE TIN ON CONTACT TAILS.
  - SHIELD: STAINLESS STEEL WITH TIN DIPPED PCB TAILS.

PART NUMBER: RJHSE-538X-A4  
 REFER TO LED OPTIONS DRAWING FOR ORDERING CODES



UNLESS SPECIFIED OTHERWISE	DRAWN P.WANG	DATE DEC19/05	Amphenol Canada Corp. www.amphenolcanada.com
PRIMARY UNITS INCH	CHECKED CHIGOW.X	DATE DEC19/05	
SECONDARY MILLIMETER	M.E. APP'D		TITLE
REFERENCE IN PARENTHESES	Q.A. APP'D		4 PORT, HIGH SPEED, MODULAR JACK, 8 POSITION, 8 CONTACTS, SHIELD WITH LED'S .130" CONTACT LENGTH - RoHS COMPLIANT
GENERAL TOLERANCES	DWG APPR.		DWG. NO.
1 DECIMAL PLACE ±0.025	ENG. REL. NO.		P-RJHSE-538X-A4
2 DECIMAL PLACES ±0.020	REF.		REV D
3 DECIMAL PLACES ±0.015	THIRD ANGLE PROJECTION	DO NOT SCALE DRAWING	CODE ID NO. 03554 DWG SIZE: c SCALE: N/A SHEET 1 OF 1
ANGULAR DEGREES ±1.0°			



TYPICAL FOR SINGLE & MULTI-PORT

+ - (ANODE) + - (CATHODE)



EXAMPLE:

PART NUMBER RJHSE-538X



LED COLOR CODE

CODE	LED 2 (LEFT)	LED 1 (RIGHT)	CODE	LED 2 (LEFT)	LED 1 (RIGHT)	CODE	LED 2 (LEFT)	LED 1 (RIGHT)
0	BLOCKED	BLOCKED	9	GREEN	BLOCKED	J	BiC RD/GR	YELLOW
1	YELLOW	GREEN	A	BiC GR/YE	BiC GR/YE	K	YELLOW	BiC GR/OR
2	BLOCKED	GREEN	B	BiC RD/GR	BiC RD/GR	L	BiC GR/YE	RED
3	YELLOW	BLOCKED	C	BiC RD/GR	BiC GR/YE	M	RED	YELLOW
4	GREEN	YELLOW	D	GREEN	BiC GR/YE	N	BiC GR/RD	BiC GR/YE
5	GREEN	GREEN	E	YELLOW	BiC GR/YE	P	GREEN	BiC RD/GR
6	YELLOW	YELLOW	F	BiC GR/YE	YELLOW	R	BiC GR/OR	GREEN
7	RED	GREEN	G	BiC GR/OR	BiC GR/OR	T	RED	RED
8	GREEN	RED	H	BiC GR/YE	GREEN	V	BiC RD/GR	GREEN
						W	ADDITIONAL	OPTIONS

EXAMPLE OF ADDITIONAL LED OPTIONS:

PART NUMBER RJHSE-538W-01Y



ADDITIONAL LED COLOR CODE  
DENOTES ADDITIONAL LED OPTIONS TO BE USED

CODE	LED 2 (LEFT)	LED 1 (RIGHT)	CODE	LED 2 (LEFT)	LED 1 (RIGHT)	CODE	LED 2 (LEFT)	LED 1 (RIGHT)
0	DO NOT USE		5	BLOCKED	YELLOW	E	BiC GR/YE	BiC GR/RD
1	RED	BLOCKED	6	RED	BiC RD/GR	A	LOWC YE	LOWC YE
2	BiC GR/OR	YELLOW	7	BLOCKED	BiC RD/GR	B	LOWC YE	LOWC GR
3	YELLOW	RED	8	BiC RD/GR	BLOCKED	C	LOWC GR	LOWC YE
4	BLOCKED	RED	9	BiC GR/YE	BLOCKED	D	LOWC GR	LOWC GR
						M	LOWC RD	LOWC YE

REVISIONS				
SYM	ZONE	ECN, ERN NO.	DATE	APPRD.
A		PROPOSAL	SEP21/04	
B		ADD LED CODE N	AUG16/12	L.C
C		UPDATE RoHS STAMP	AUG30/13	L.C
D		UPDATE SPEC.	MAY07/14	L.C

LED SPECIFICATIONS:

FORWARD VOLTAGE: 2.1 VOLTS TYP.  
REVERSE VOLTAGE: 5.0 VOLTS MIN.  
LUMINOUS INTENSITY: 0.5 mCd MIN.  
(AT If=2mA)

OPERATING TEMPERATURE: -55° TO 85° C  
LEAD SOLDERING TEMPERATURE: 260° C  
(5 SEC, 1/16" FROM CASE)

PLATING ON TAILS: TIN OR TIN/COPPER ALLOY OVER SILVER

PRIMARY COLOR FOR BI-COLOR LEDS IN STANDARD ANODE/CATHODE CONFIGURATION IS:  
RED-GREEN= RED  
RED-YELLOW= RED  
GREEN-YELLOW= GREEN  
GREEN-ORANGE= GREEN

LEGEND

BiC=BI-COLOR LED  
LOWC=LOW CURRENT LED  
YE=YELLOW  
GR=GREEN  
RD=RED  
OR=ORANGE

NOTE:

THE TWO DIGITS PRECEDING THE ADDITIONAL LED CODE MUST BE USED IN THE PART NUMBER, WHEN ORDERING ANY OF THE ADDITIONAL LED OPTIONS.

DRAWN K. LAMBIE	DATE SEP21/04	Amphenol Canada Corp.		
DESIGNED				
CHECKED		TITLE LED OPTIONS FOR RJHSE, SINGLE OR MULTI-PORT CONNECTORS - RoHS COMPLIANT		
I. E. APPRD.				
Q. A. APPRD.		DWG	DRAWING NO.	REV. D
DWG. APPRD.		P-RJHSE-LEDS		
ENG. REL. NO.		SCALE	WT. -----	SURF. -----
REF.		SHEET 1 OF 1		
DIMENSIONS ARE IN INCHES [mm]	CODE ID. NO. 03554			

THIS DOCUMENT CONTAINS PROPRIETARY INFORMATION AND SUCH INFORMATION MAY NOT BE DISCLOSED TO OTHERS FOR ANY PURPOSE OR USED FOR MANUFACTURING PURPOSES WITHOUT WRITTEN PERMISSION FROM AMPHENOL CANADA CORP.