

525 series, Lead-free 3AB Fuse




Description

The 525 series is AECQ-Compliant, 450VDC rated ceramic fuse with remarkable interrupting rating, which is well suited for circuit protection in high energy applications

Features

- Available in cartridge and axial lead form
- RoHS compliant and Lead-free
- Compact form factor of 6.3x32mm
- High Interrupting Rating
- Meet Littelfuse's automotive qualifications*

* - Largely based on Littelfuse internal AEC-Q200 test plan

Agency	Agency File Number	Ampere Range
	E10480	15A-30A


Applications

- On board charger
- UPS

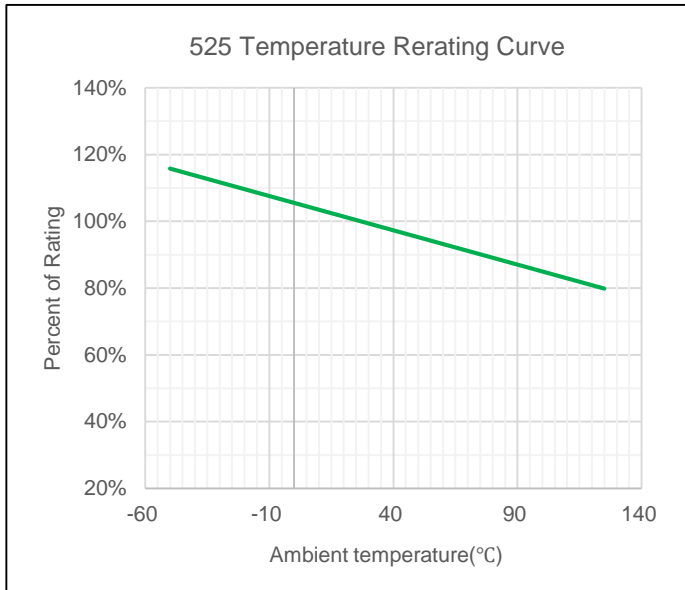
Electrical Characteristics

% of Ampere Rating	Opening Time
100%	4hours, Min
200%	30mins, Max
300%	10sec , Max

Electrical Characteristic Specifications

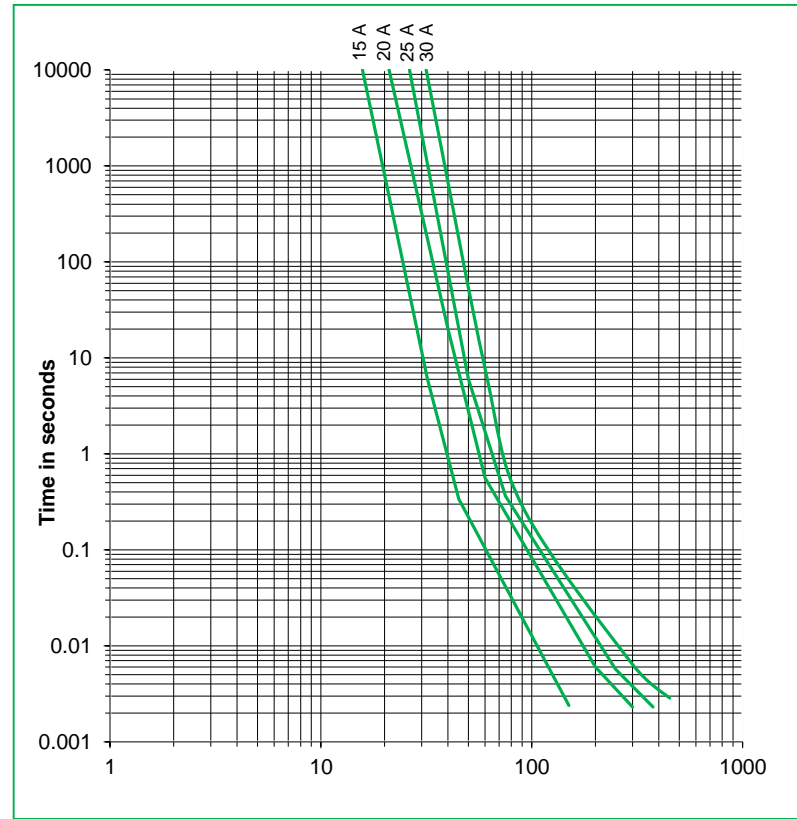
Amp Code	Amp Rating(A)	Max. Voltage Rating(V)	Interrupting Rating	Nominal Cold Resistance (Ohms)	Nominal Melting I ² t (A ² sec)	Agency Approvals
						
015.	15	450VDC	10KA@450VDC	0.0085	55	x
020.	20			0.0049	210	x
025.	25			0.0038	320	x
030.	30			0.0031	580	X

Temperature Derating Curve

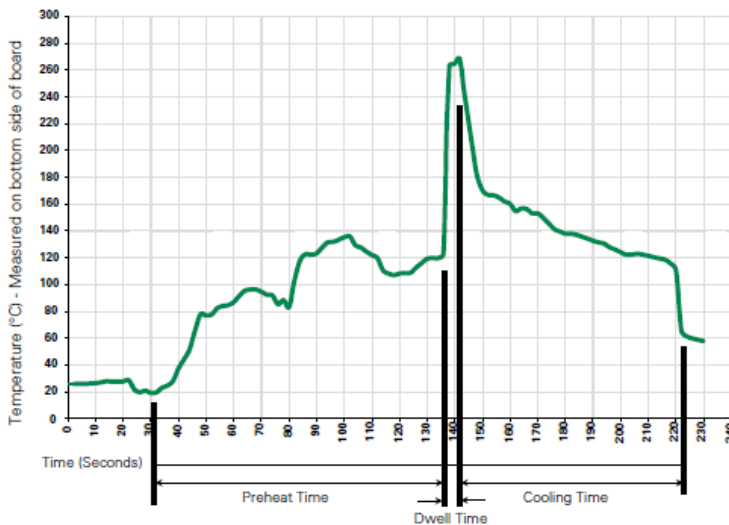


Note:
Derating depicted in this curve is in addition to the standard derating of 25% for continuous operation

Average Time Current Curve



Soldering Parameters – Wave Soldering



Recommended Process Parameters:

Wave Parameter	Lead-Free Recommendation
Preheat: (Depends on Flux Activation Temperature)	(Typical Industry Recommendation)
Temperature Minimum:	100° C
Temperature Maximum:	150° C
Preheat Time:	60-180 seconds
Solder Pot Temperature:	260° C Maximum
Solder Dwell Time:	2-5 seconds

Recommended Hand-Solder Parameters:

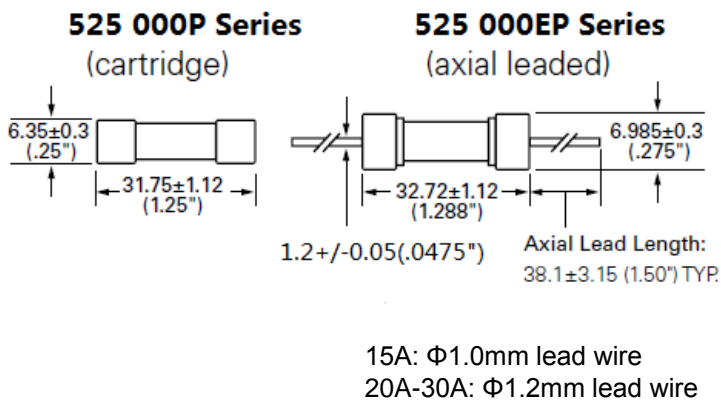
Solder Iron Temperature: 350° C +/- 5° C
Heating Time: 5 seconds max.

Note: These devices are not recommended for IR or Convection Reflow process.

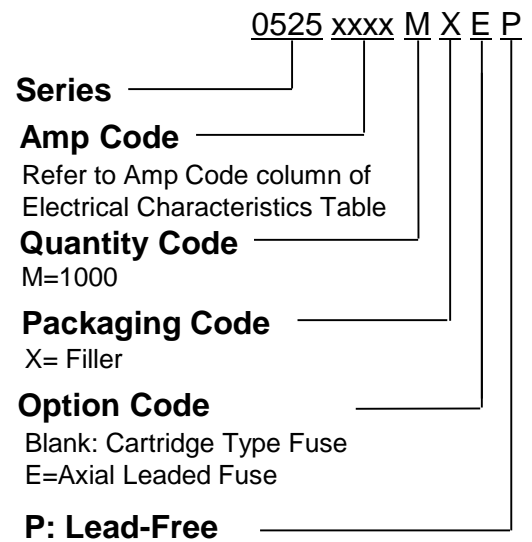
Product Characteristics

Materials	Body: Ceramic Cap: Nickel-plated brass Leads: Tin-plated copper	Operating Temperature	-55°C to +125°C
Terminal Strength	Mil-STD-202G, Method 211A, Test condition A	Thermal Shock	MIL-STD-202G, Method 107G, Test condition B
Solderability	Reference MIL-STD-202 method 208	Vibration	MIL-STD-202G, Method 201A
Product Marking	Cap 1: Brand logo, current and voltage ratings Cap 2: Agency approval marks	Moisture Resistance	MIL-STD-202G, Method 103B, Test condition A
		Salt Spray	MIL-STD-202G, Method 101E, Test condition B

Dimensions



Part Numbering System



Packaging

Packaging Option	Packaging Specification	Quantity	Quantity & Packaging Code	Reel Size
525 Series				
Bulk	N/A	1000	MX	N/A
Bulk	N/A	1000	MXE	N/A