


MPO w/ pins to MPO no pins, 24 Fiber, Type B, 50/125µm OM2 MMF, OFNR Jacket, 10 Meter



MPMF24OM2BR-10

Features

- MPO Male (w/pins) to MPO female (w/o pins)
- Multimode 50/125µm OM2 Fiber
- 24 Fiber
- Type B Polarity (Key up, Key Up)
- OFNR Riser-rated Jacket

Applications

- LAN
- Server Farms
- Voice/Video/Data
- Ethernet

Description

L-com's MPMF24OM2BR-10 is a fiber optic patch cable assembly that is suitable for Ethernet, LAN, server farms, and voice/video/data applications. This orange fiber optic cable is equipped with MPO (w/ pins) male to MPO (w/o pins) female connectors. Our patch cable assembly has a type B (key up, key up) polarity. This fiber optic cable assembly is available in a length of 10 meters.

This MPO (w/ pins) male to MPO (w/o pins) female cable comes with a multimode OM2 fiber and has a fiber diameter of 50/125 µm. The MPMF24OM2BR-10 fiber optic patch cable from L-com features an OFNR-rated jacket. Our fiber optic cable assembly can be customized in different lengths to fit specific installation needs, ensuring efficient network management in high-density setups without compromising delivery time or quality. Additional dimensions, specifications, and CAD drawings for this cable can be found on its downloadable PDF datasheet.

L-com has one of the largest in-stock selections of fiber optic patch cables for international and domestic orders. Make your online purchase right now to take advantage of our same-business-day shipping. We are committed to delivering excellent service to support our customers in maintaining the continuity and reliability of their networks. For further information on similar products, our expert technical support and knowledgeable sales team can help you get the ideal multimode OM2 fiber optic cable for your requirements.

Configuration

Function	Patch
Cable Type	Base-24 Multimode
Mode	Multimode
Mode Class	OM2
Fiber Diameter	50/125 µm
Connection 1 Type	MPO (w/ pins)
Connection 1 Gender	Male
Connection 1 Polish	PC
Connection 2 Type	MPO (w/o pins)
Connection 2 Gender	Female
Connection 2 Polish	PC
Cable Color	Orange


Optical Specifications

Description	Minimum	Typical	Maximum	Units
Return Loss - MPO	30			dB
Insertion Loss - MPO			0.5	dB

Mechanical Specifications

Cable Assembly	
Length	10 m [393.70 in]

MPO w/ pins to MPO no pins, 24 Fiber, Type B,
50/125µm OM2 MMF, OFNR Jacket, 10 Meter



MPMF24OM2BR-10

Width/Diameter 3 mm

Cable

Cable Type	Patch
Polarity	Type B
Static Bend Radius	30 mm
Dynamic Bend Radius	60 mm
Max Crush Resistance, Short Term (N/100mm)	500
Max Crush Resistance, Long Term (N/100mm)	100

Connectors

Description	Connector 1	Connector 2
Type	MPO (w/ pins) Male	MPO (w/o pins) Female
Connector Polish	PC	PC

Environmental Specifications


Operating Range Temperature	-20 to +70 deg C
Storage Range Temperature	-40 to +70 deg C
Ingress Protection (IP) Rating	Non-Rated

Compliance Certifications (see [product page](#) for current document)

Plotted and Other Data

Notes:

MPO w/ pins to MPO no pins, 24 Fiber, Type B, 50/125µm OM2 MMF, OFNR Jacket, 10 Meter



MPMF24OM2BR-10

Typical Performance Data

How to Order

Part Number Configuration:

MPMF24OM2BR

-XX

UU

Unit of Measure:

F = Feet

<blank> = Meters

Lengths

Base Number

Example: MPMF24OM2BR-12 = 12 meters long cable
MPMF24OM2BR-10F = 10 feet long cable

MPO w/ pins to MPO no pins, 24 Fiber, Type B, 50/125µm OM2 MMF, OFNR Jacket, 10 Meter from L-com has same day shipment for domestic and International orders. Our portfolio includes coaxial cable assemblies, connectors, adapters and custom products as well as lightning and surge protectors, NEMA rated enclosures, and an RF product line which includes antennas, amplifiers, passive, and active components.

URL: <https://www.l-com.com/mpo-w-pins-to-mpo-no-pins-24-fiber-type-b-50-125-om2-mmf-ofnr-10-meter-mpmf24om2br-10>

The information contained within this document is accurate to the best of our knowledge and representative of the part described herein. It may be necessary to make modifications to the part and/or the documentation of the part in order to implement improvements. L-com reserves the right to make such changes as required. Unless otherwise stated, all specifications are nominal. L-com does not make any representation or warranty regarding the suitability of the part described herein for any particular purpose, and L-com does not assume liability arising out of the use of any part or document.

MPMF24OM2BR-10 CAD Drawing

MPO w/ pins to MPO no pins, 24 Fiber, Type B, 50/125µm OM2 MMF, OFNR Jacket, 10 Meter

