Terminals and Splices
FASTON* Receptacles and Tabs

FASTON Terminals and Splices are the industry's broadest line of quick connect-disconnect receptacles and tab-type terminals. The terminals are available in both straight and flag-types and come in a variety of sizes. Sizes are designated numerically by a series number which corresponds to the width of the mating tab. There are four series "250", "205", "187" and "110".



Receptacles

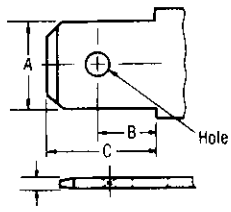

Refer to Mating Receptacle For Tab Thickness.

Tab	A	B	C
250 Series	6.35	4.06	8.00
205 Series	5.21	3.18	6.35

A
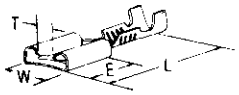

B

C
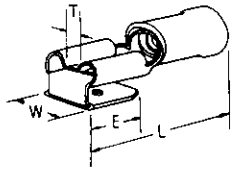

D
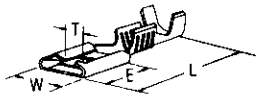

E
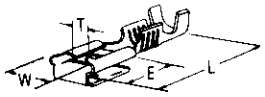

F
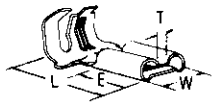

G
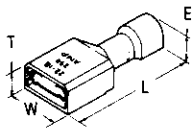

H
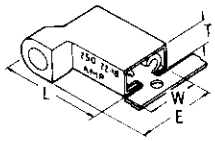

"250" Series

Style	Wire Size AWG	Wire Size mm²	Wire Ins. Dia.	Fits Tab Thick-ness	Material /Finish	Dimensions W	L	E	T	Part No. S.T.	Part No. L.P.	Hand Tool No.
A	20-14	0.50~2.27	2.2~3.4	0.8	Brass	7.5	19.2	7.8	0.9	**170031-1†**	**170054-1†**	**934678-1**
A	22-18	0.30~0.89	2.3~3.3	0.8	Brass	7.6	19.1	7.8	2.3	**170183-1**	**—**	**90166-1**
					Brass/Tin					**170183-2**	**170187-2**	
A	18-14	0.75~2.27	2.5~4.3	0.8	Brass	7.6	18.9	7.8	1.7	**170213-1**	**—**	**—**
					Brass/Tin					**170213-2**	**—**	
A	18-14	0.75~2.27	3.1~3.6	0.8	Brass/Tin	7.6	19.2	7.8	1.7	**41274**	**41729**	**755336-1**
A	16-12 or 18x(2)	1.25~3.37 or 0.82x(2)	5.3~6.7 or 3.1x(2)	0.8	Brass/Tin	7.6	20.8	7.8	1.7	**41728**	**42021**	**47094**
A	—	1.75~5.27	3.0~5.0	0.8	Brass/Tin	7.6	19.6	7.8	1.7	**170224-2**	**—**	**—**
B	22-18	0.25~1.04	3.3 Max.	0.8	Brass/Tin Nylon-Red	7.6	21.3	7.8	1.7	**—**	**170603-1**	**—**
					Phos.Brz./Tin Nylon-Red					**—**	**170603-2**	
B	16-14	1.04~2.63	4.1 Max.	0.8	Brass/Tin Nylon-Blue	7.6	21.3	7.8	1.7	**—**	**170604-1**	**90009-8**
					Phos.Brz./Tin Nylon-Blue					**—**	**170604-2**	
C	—	1.00~2.50	4.1 Max.	0.8	Brass/Tin Nylon-Blue	7.6	21.2	7.7	1.6	**—**	**160463-2**	**47387-7**
E	18-14	0.75~2.27	3.1~4.3	0.8	Brass	7.6	19.6	7.8	2.9	**42741-1**	**42806-1**	**720725-1**
					Brass/Tin					**42741-2**	**42806-2**	
F††	18-12	0.75~3.37	2.8~5.3	0.8	Brass/Tin	8.1	17.0	7.8	3.1	**41802**	**42232-3**	**720575-1**
	12-10	3.08~4.86								**42563-2**	**—**	**—**
G	22-18	0.30~0.89	3.4 Max.	0.8	Brass/Tin Nylon-Red	9.4	21.7	5.1	5.2	**2-520183-2**	**2-520184-2**	**90390-3***
G	16-14	1.25~2.27	4.1 Max.		Brass/Tin Nylon-Blue			5.7		**3-350819-2**	**3-350820-2**	**90391-3***
H	22-18	0.30~0.89	4.2 Max.	0.8	Brass/Tin Nylon-Red	9.8	16.1	14.7	5.0	**2-520128-2**	**2-520129-2**	**90390-3***
H	16-14	1.25~2.27	4.7 Max.		Brass/Tin Nylon-Blue					**3-520132-2**	**3-520133-2**	**90391-3***

†With lance. ††Hermetic Terminals(For internal use only.) *Die insert Number for Hand Tool #58078-3.

"205" Series

Style	Wire Size AWG	Wire Size mm²	Wire Ins. Dia.	Fits Tab Thick-ness	Material /Finish	Dimensions W	L	E	T	Part No. S.T.	Part No. L.P.	Hand Tool No.
A	22-18	0.30~0.89	2.2~3.1	0.5	Brass/Tin	6.4	15.7	6.4	1.3	**170122-2**	**170123-2**	**90157-1**
A			2.2~3.2	0.8	Brass/Tin	6.4	15.7	6.4	0.7	**170181-2**	**170182-2**	**755336-1**
				0.5	Brass/Tin					**—**	**—**	
					Brass/Tin					**170181-4**	**—**	
D	22-18	0.30~0.89	2.2~3.2	0.5	Brass/Tin	6.4	15.6	6.4	1.3	**42710-2**	**60557-1†**	**90157-1**
A	18-14	0.75~2.27	3.3~4.6	0.8	Brass	6.4	15.7	6.4	0.7	**170179-1**	**170180-1**	**409774-1**
					Brass/Tin					**170179-2**	**170180-2**	
F	20-14	0.50~2.27	2.8~4.3	0.8	Brass	6.4	13.5	6.4	0.6	**42234-1**	**—**	**—**
					Brass/Tin					**42234-2**	**—**	

†No preform.

Downloaded from Arrow.com.