THIS DRAWING IS UNPUBLISHED. RELEASED FOR PUBLICATION - -. .
© COPYRIGHT - TE Connectivity ALL RIGHTS RESERVED.

REVISIONS

P	LTR	DESCRIPTION	DATE	DWN	APVD
	E	REVISED PER ECO-18-008015	24MAY2018	AP	DG

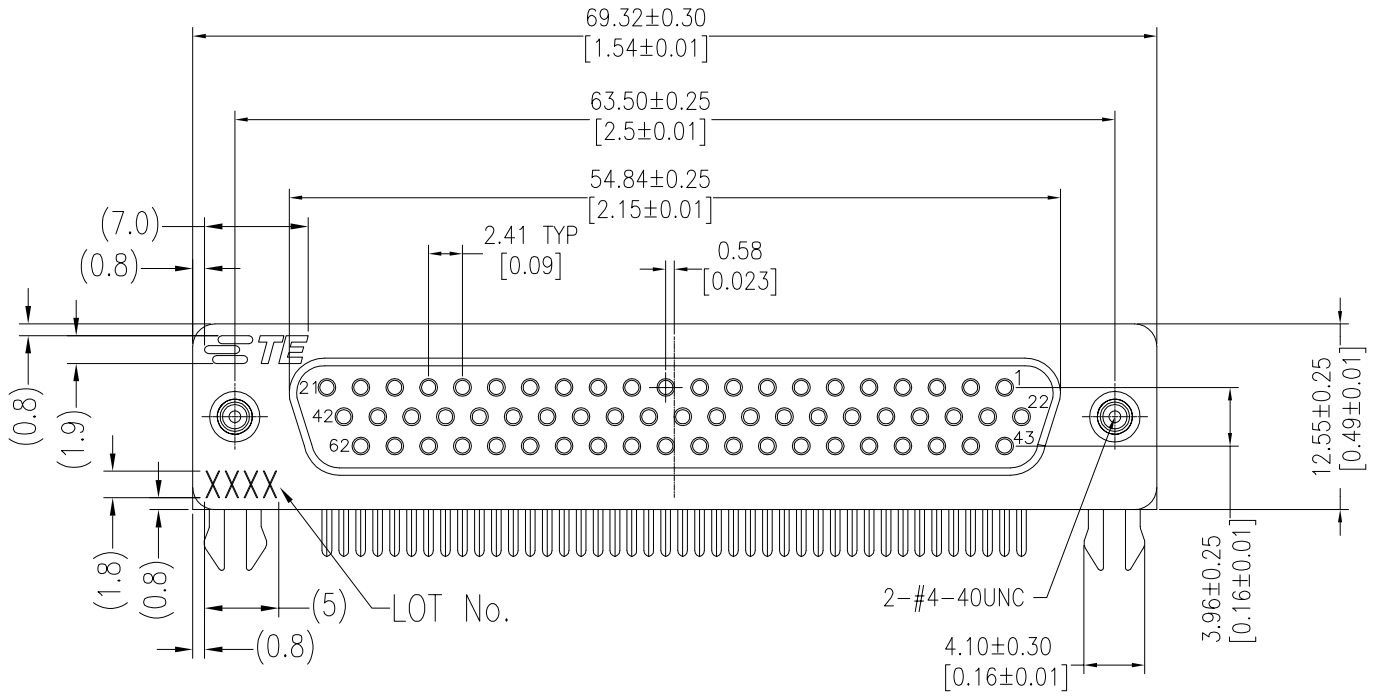

Recommended P.C.B Layout(Top Side)
(PCB BOARD TOLERANCE±0.05)

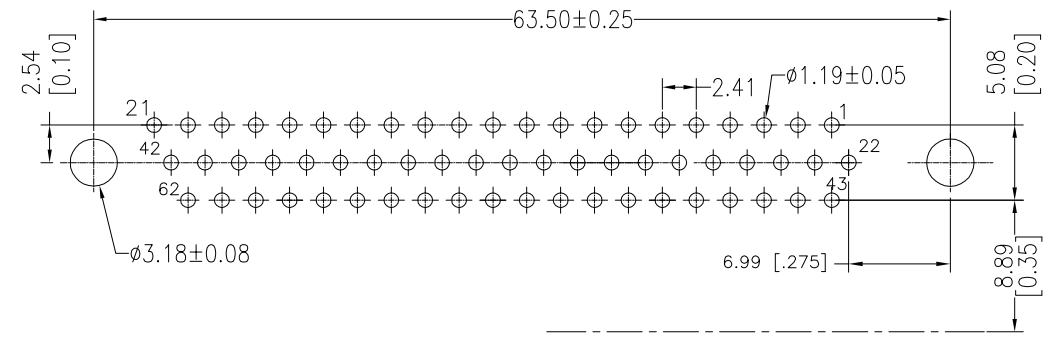

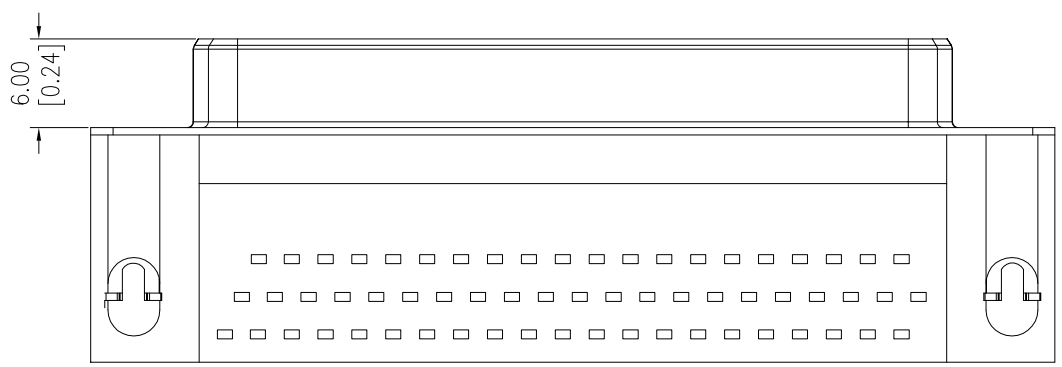

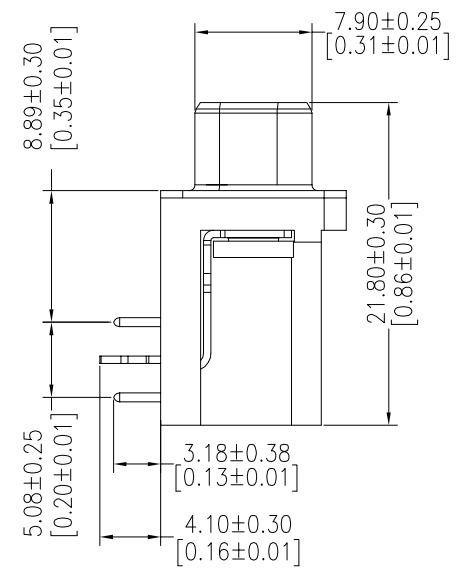

NOTES:

Insulator:PBT+G.F UL94V-O BLACK
Contact:PHOSPHOR BRONZE
" GOLD PLATING ON CONTACT AREA
100u" MATTE TIN PLATING ON SOLDERTAIL
50u" NICKEL UNDERPLATED OVERALL
Holddown:Brass,100u" TIN OVER 50u" NICKEL
Sheel:Cold Roller Steel,Ni Plated
Rivetlock:Brass,Nickel Plated

LOT NUMBER "XXXX"
- Stands For Calendar Year
- Stands For Week Number

THRAEDED	30μ"Au	2311771-1
TYPE	Contact Area	P/N
	Plating	

THIS DRAWING IS A CONTROLLED DOCUMENT.

DIMENSIONS: mm [INCHES]

TOLERANCES UNLESS OTHERWISE SPECIFIED:
0 PLC ± -
1 PLC ± -
2 PLC ± 0.25
3 PLC ± -
4 PLC ± -
ANGLES ± -

MATERIAL -
FINISH -

DWN 11MAR2017 AJITH PAI
CHK 11MAR2017 DANIEL GORENC
APVD 11MAR2017 DANIEL GORENC
PRODUCT SPEC 108-130023
APPLICATION SPEC —
WEIGHT

TE Connectivity

NAME AMPLIMITE RECEPTACLE, HD22, RIGHT ANGLE, 62P
-
-

SIZE	CAGE CODE	DRAWING NO	RESTRICTED TO
A1	00779	C-2311771	—

CUSTOMER DRAWING | SCALE 1:1 | SHEET 1 OF 1 | REV E

4805 (1/15)

Downloaded from Arrow.com.