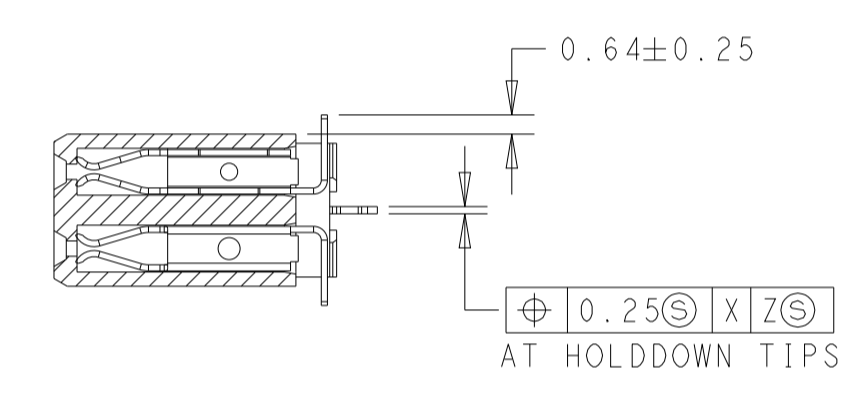
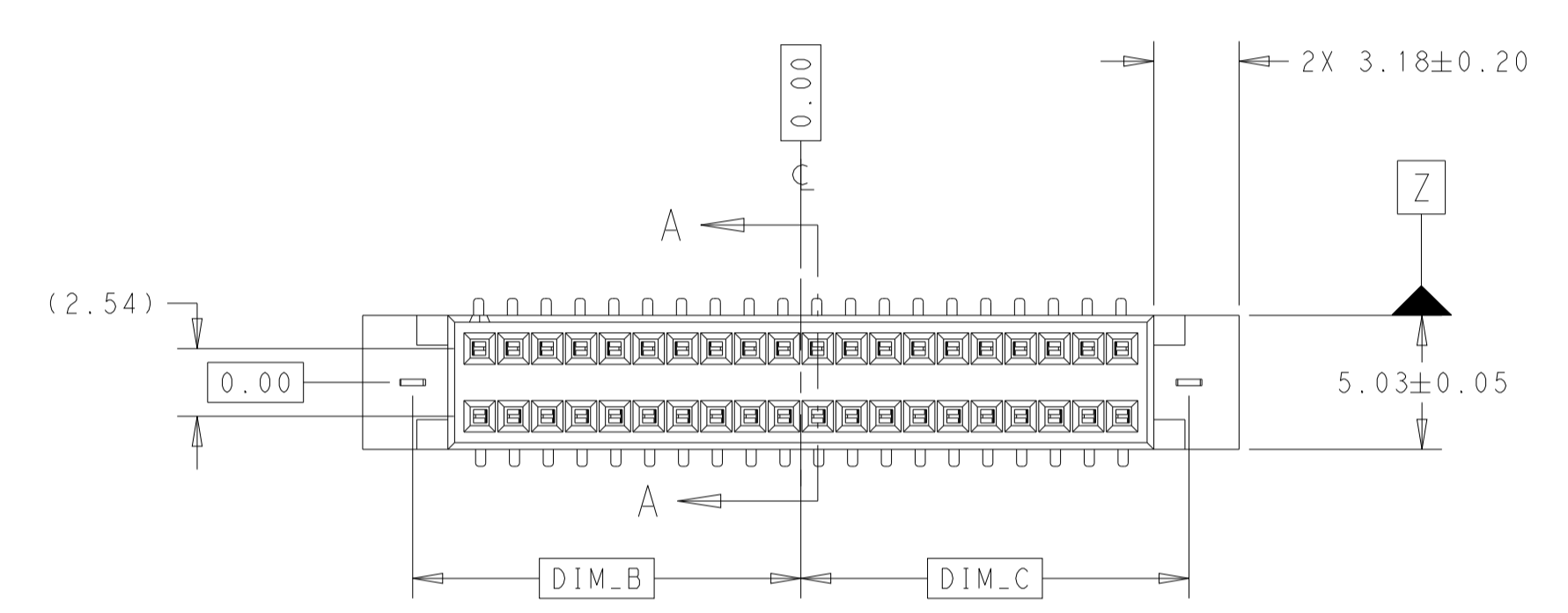
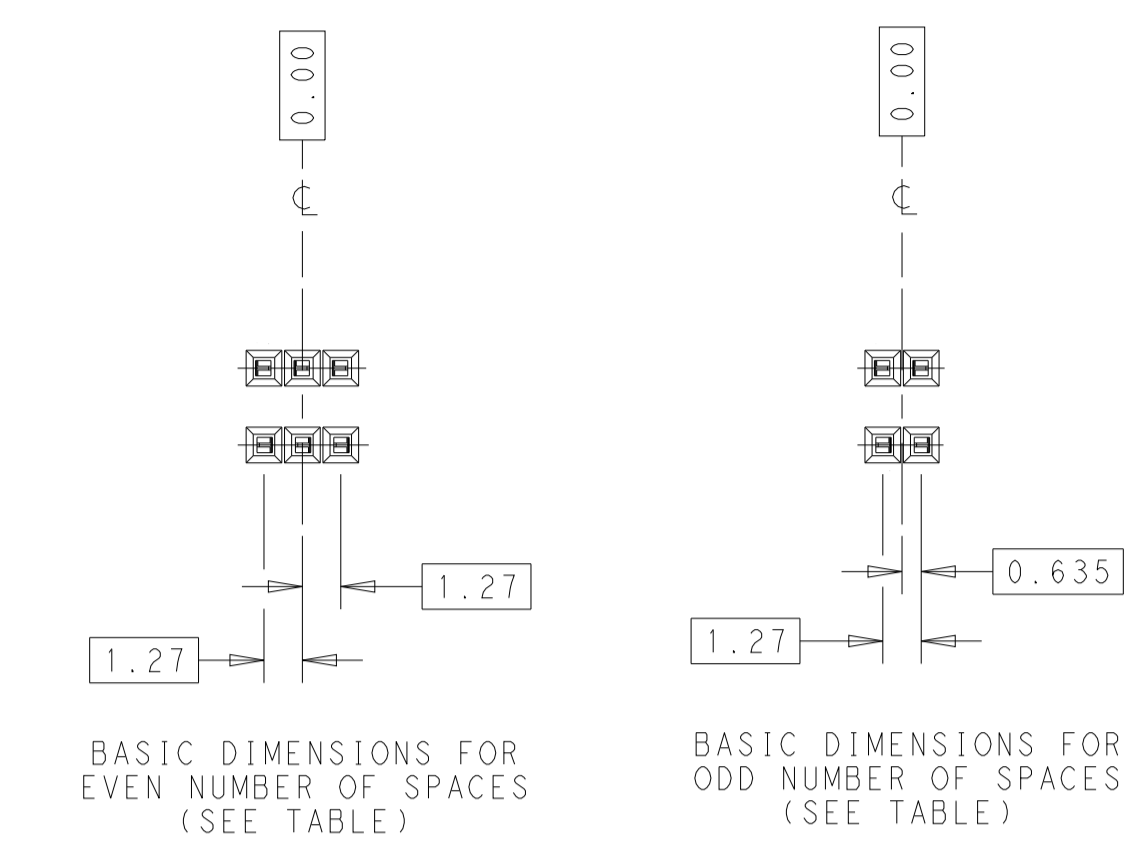
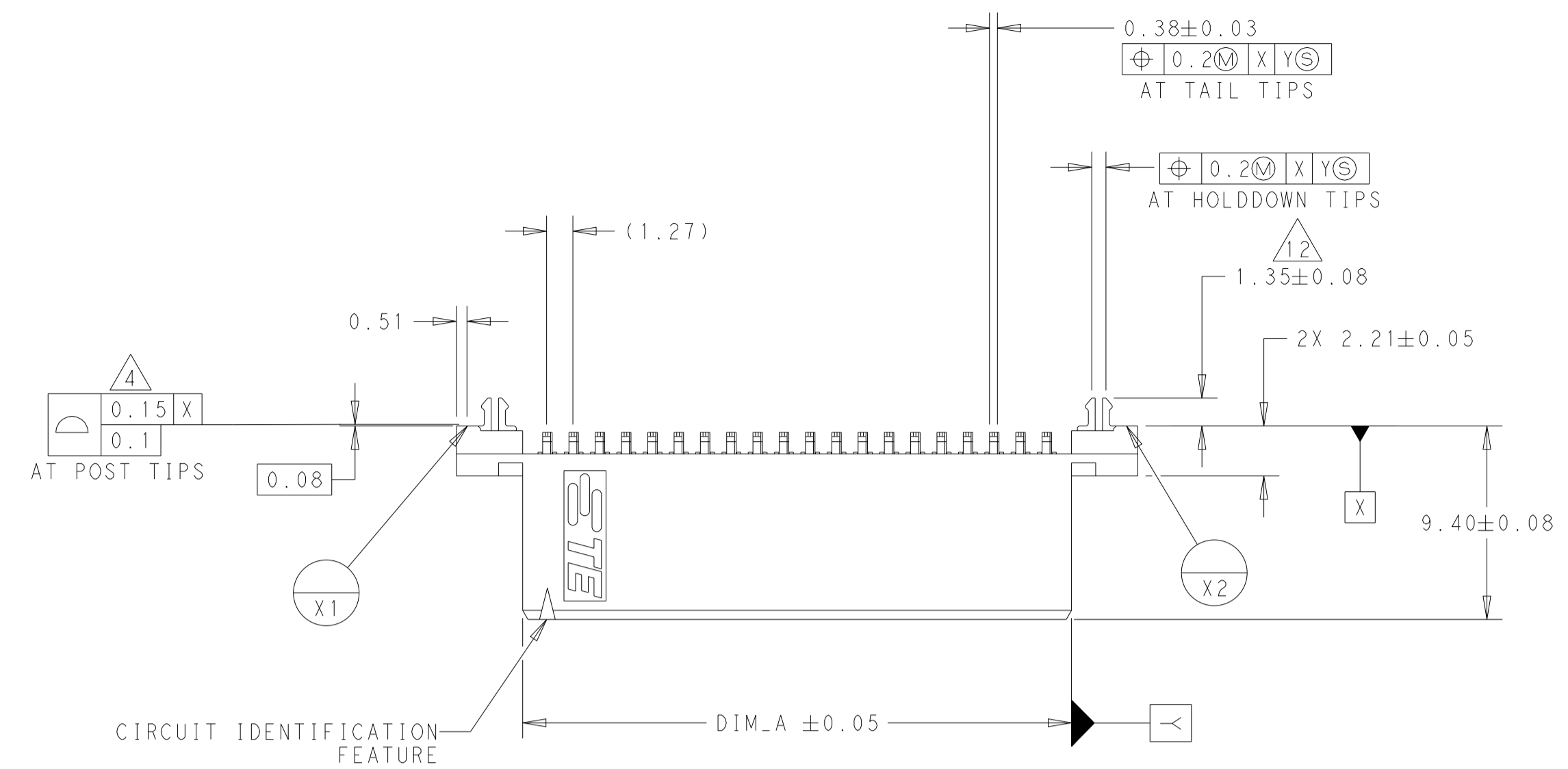
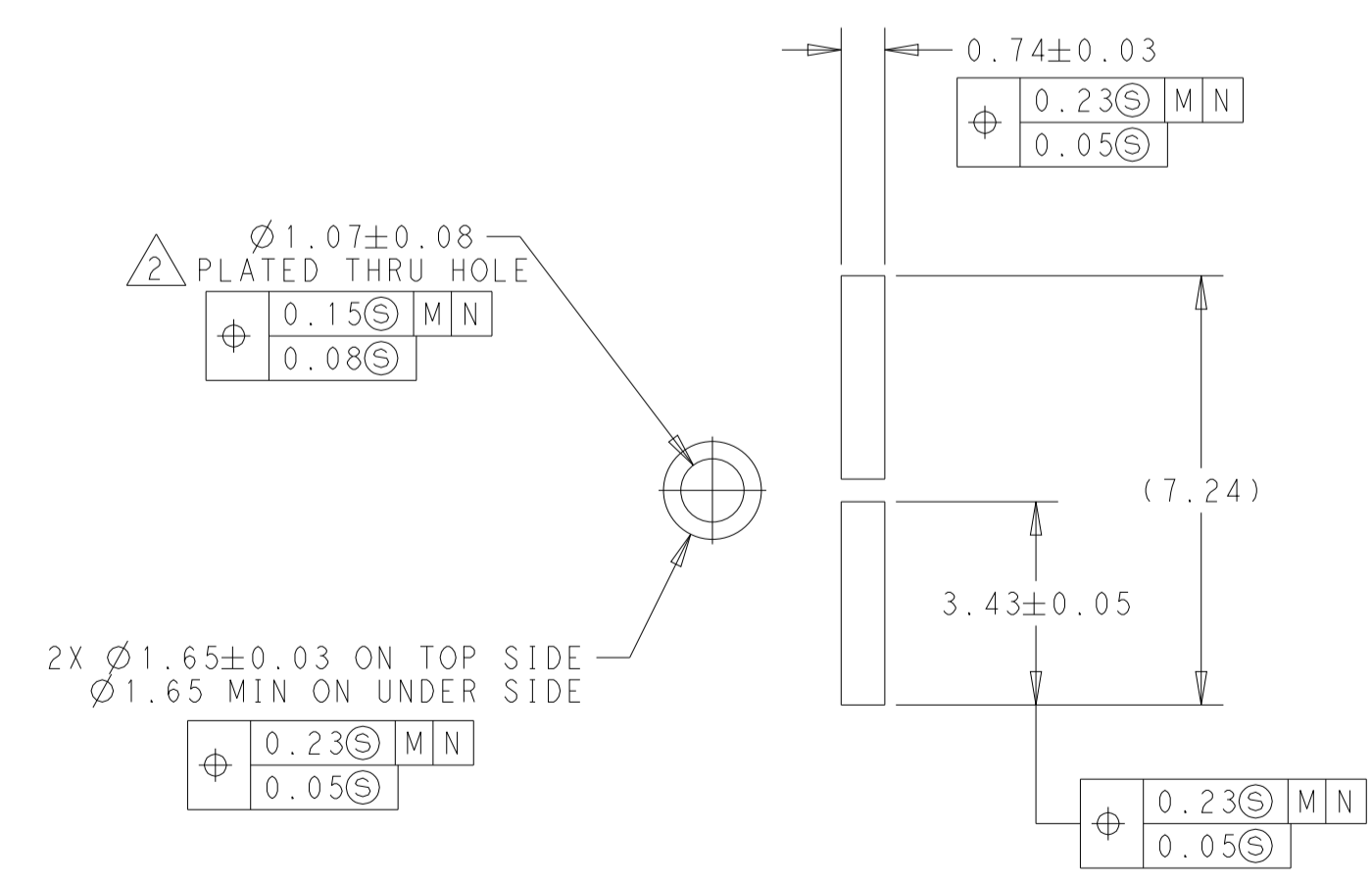
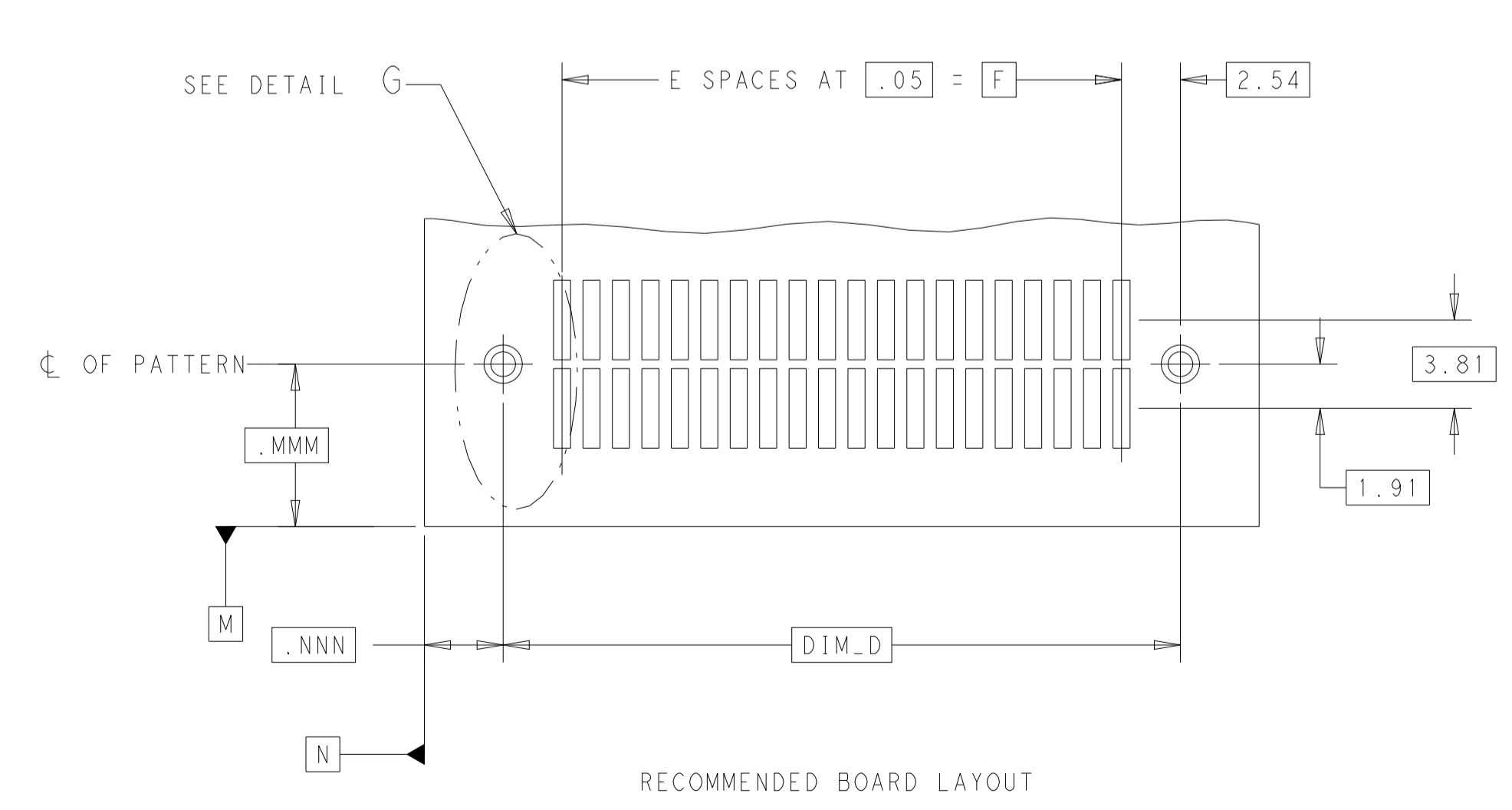


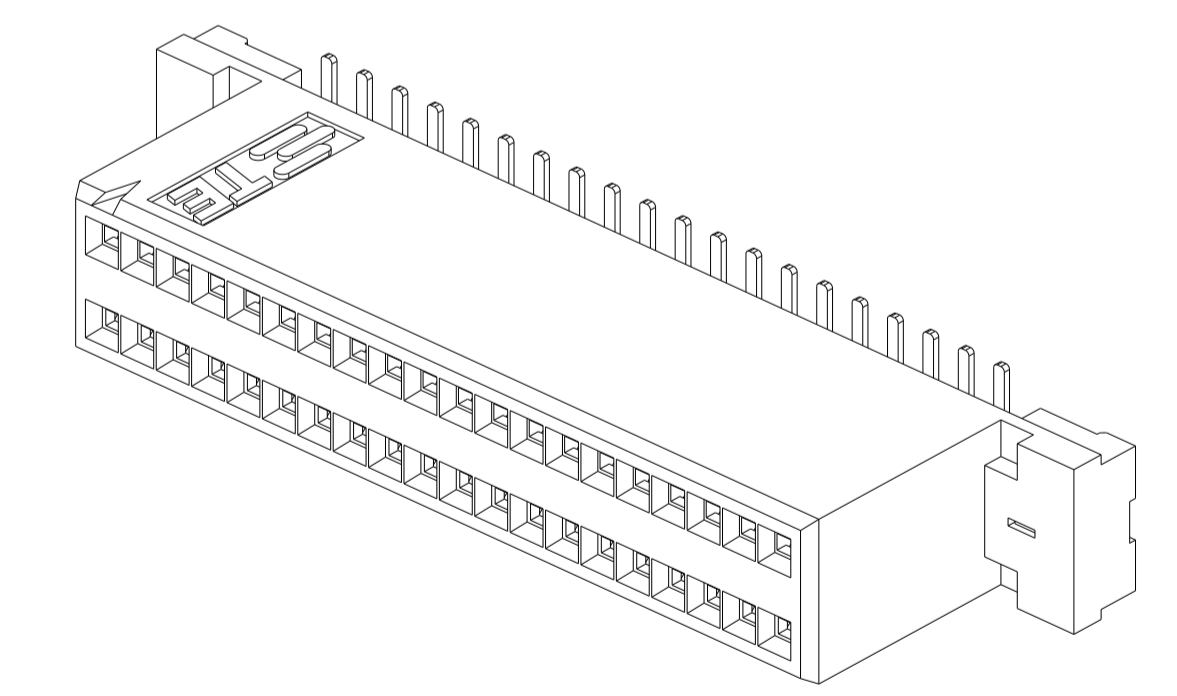
REVISIONS				
P	LTN	DESCRIPTION	DATE	APVD
V1		REVISED PER ECR-22-158466	16NOV2022	RK MF



SECTION A-A



DETAIL G
SCALE 8:1



SCALE 5:1

THIS DRAWING IS A CONTROLLED DOCUMENT.		DWN: G. RAMESH 08NOV2017	TE Connectivity
DIMENSIONS: mm		CHK: J. OLSON 08NOV2017	
TOLERANCES UNLESS OTHERWISE SPECIFIED:		APVD: J. OLSON 08NOV2017	NAME: RECEPTACLE ASSEMBLY, VERTICAL, DOUBLE ROW SURFACE MOUNT, AMPMODU System 50
0 PLC ±0.3	1 PLC ±0.3	PRODUCT SPEC	SIZE: A1
2 PLC ±0.13	3 PLC ±0.13	APPLICATION SPEC	CAGE CODE: -
4 PLC ±0.13	5 PLC ±0.13	WEIGHT: -	DRAWING NO: C=104550
ANGLES ±0.5	FINISH: -	CUSTOMER DRAWING	SCALE: 4:1
		SHEET 1 OF 2	
		REV: V1	

REVISIONS				
P	LTN	DESCRIPTION	DATE	APPD
-		SEE SHEET 1	-	-

- 1 0.76µm GOLD IN LOCALIZED PLATE AREA, 3.81µm TIN-LEAD ON SOLDER TAILS ALL OVER 1.27µm NICKEL.
- 2 USE 1.18 ±0.025 DRILLED HOLE (#56 DRILL) FINISH TO BE TIN-LEAD OVER 0.025 MINIMUM COPPER.
- 3 NOTE DELETED.
- 4 REFER TO NO. OF POSN. IN CHART FOR NUMBER OF SURFACES WHICH ARE COPLANAR.
- 5 NOTE DELETED.
- 6 0.76µm GOLD IN LOCALIZED PLATE AREA, 3.81µm TIN ON SOLDER TAILS ALL OVER 1.27µm NICKEL.
- 7 NOTE DELETED.
- 8 NOTE DELETED.
- 9 FINISH: 0.03µm MIN GOLD ON GOLD PLATED AREA, 3.81µm MATTE IN TIN-LEAD ON TIN PLATED AREA UNDER PLATING: 1.27µm NICKEL ON ENTIRE CONTACT.
- 10 FINISH: 0.03µm MIN GOLD ON GOLD PLATED AREA, 3.81µm MATTE IN TIN ON TIN PLATED AREA UNDER PLATING: 1.27µm NICKEL ON ENTIRE CONTACT.
- 11 MATERIAL: HOUSING:LCP
COLOR:BLACK
CONTACT:PHOS BRONZE
- 12 SHOULDERS OF HOLD DOWNS NOT EXCEEDING HOUSING AT SURFACES X1 AND X2

10	62.23	49	67.31	33.66	33.66	64.62	100	7-104550-9
	49.53	39	54.61	27.30	27.30	51.92	80	7-104550-8
	36.83	29	41.91	20.96	20.96	39.22	60	7-104550-7
	30.48	24	35.56	17.78	17.78	32.87	50	7-104550-6
	24.13	19	29.21	14.60	14.60	26.52	40	7-104550-5
	17.78	14	22.86	11.43	11.43	20.17	30	7-104550-4
	13.97	44	19.05	9.53	9.53	16.36	24	7-104550-3
	11.43	9	16.51	8.26	8.26	13.82	20	7-104550-2
	5.08	4	10.16	5.08	5.08	7.47	10	7-104550-1
	6	62.23	49	67.31	33.66	33.66	64.62	100
49.53		39	54.61	27.30	27.30	51.92	80	5-104550-8
36.83		29	41.91	20.96	20.96	39.22	60	5-104550-7
30.48		24	35.56	17.78	17.78	32.87	50	5-104550-6
24.13		19	29.21	14.60	14.60	26.52	40	5-104550-5
17.78		14	22.86	11.43	11.43	20.17	30	5-104550-4
13.97		44	19.05	9.53	9.53	16.36	24	5-104550-3
11.43		9	16.51	8.26	8.26	13.82	20	5-104550-2
5.08		4	10.16	5.08	5.08	7.47	10	5-104550-1
FINISH		DIM_F	E SPACES	DIM_D	DIM_C	DIM_B	DIM_A	NO OF POSN

9	62.23	49	67.31	33.66	33.66	64.62	100	2-104550-9
	49.53	39	54.61	27.30	27.30	51.92	80	2-104550-8
	36.83	29	41.91	20.96	20.96	39.22	60	2-104550-7
	30.48	24	35.56	17.78	17.78	32.87	50	2-104550-6
	24.13	19	29.21	14.60	14.60	26.52	40	2-104550-5
	17.78	14	22.86	11.43	11.43	20.17	30	2-104550-4
	13.97	44	19.05	9.53	9.53	16.36	24	2-104550-3
	11.43	9	16.51	8.26	8.26	13.82	20	2-104550-2
	5.08	4	10.16	5.08	5.08	7.47	10	2-104550-1
	1	62.23	49	67.31	33.66	33.66	64.62	100
49.53		39	54.61	27.30	27.30	51.92	80	104550-8
36.83		29	41.91	20.96	20.96	39.22	60	104550-7
30.48		24	35.56	17.78	17.78	32.87	50	104550-6
24.13		19	29.21	14.60	14.60	26.52	40	104550-5
17.78		14	22.86	11.43	11.43	20.17	30	104550-4
13.97		44	19.05	9.53	9.53	16.36	24	104550-3
11.43		9	16.51	8.26	8.26	13.82	20	104550-2
5.08		4	10.16	5.08	5.08	7.47	10	104550-1
FINISH		DIM_F	E SPACES	DIM_D	DIM_C	DIM_B	DIM_A	NO OF POSN

THIS DRAWING IS A CONTROLLED DOCUMENT.

DIMENSIONS:	TOLERANCES UNLESS OTHERWISE SPECIFIED:	OWN: G. RAMESH 08NOV2017	TE Connectivity NAME: RECEPTACLE ASSEMBLY, VERTICAL, DOUBLE ROW SURFACE MOUNT, AMPMODU System 50
mm	0 PLC ±	CHK: J. OLSON 08NOV2017	
	1 PLC ±0.3	APPD: J. OLSON 08NOV2017	
	2 PLC ±0.13	PRODUCT SPEC	
MATERIAL	3 PLC ±	APPLICATION SPEC	SIZE: A1
	4 PLC ±	WEIGHT	CAGE CODE: -
	ANGLES ±0.5	CUSTOMER DRAWING	DRAWING NO: C=104550
	FINISH	SCALE: 5:1	SHEET 2 OF 2
		REV: 1	

Mouser Electronics

Authorized Distributor

Click to View Pricing, Inventory, Delivery & Lifecycle Information:

[TE Connectivity:](#)

[5-104550-4](#)