

## BF1 Fuses Rated 58V

This BF1 fuse is rated at 58V and offers a bolt-on fuse for high current wiring protection. Current rating 30A - 200A; with transparent housing material for easy detection of blown fuses.

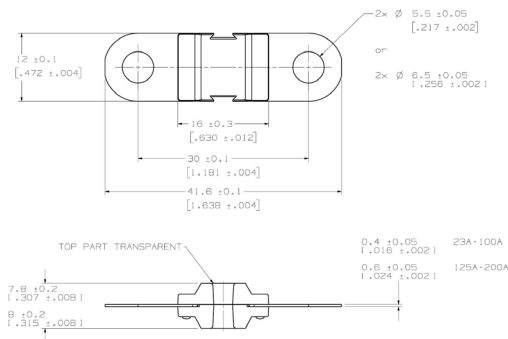
### Specifications

Operating temperature:	-40 to 125 degrees C
Housing Material:	PET-GF30
Clear Housing Material:	PES
Terminals:	Copper alloy, gal. Sn
	2 x M5 or M6 bolts, distance 30 mm
Mounting Torque M5:	4.5 Nm +/- 1Nm
Mounting Torque M6:	6.0 Nm +/- 1Nm
Interrupting Rating:	1000A @ 58 VDC
Complies with:	ISO 8820-5, UL 248 Special Purpose Fuses

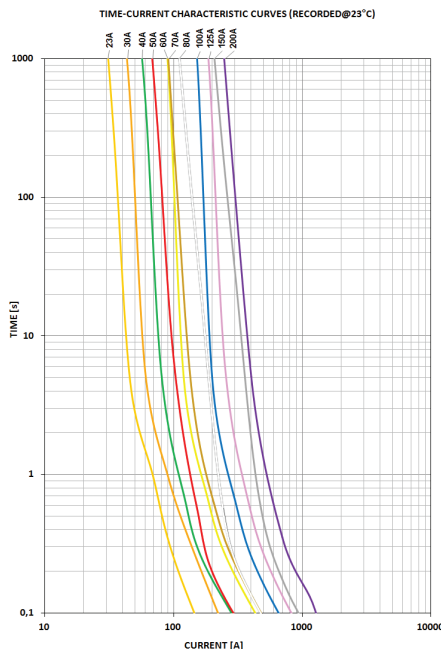


### Dimensions

Dimensions in mm



### Pre-Arcing Time-Limits



30 A - 150 A: FI = 1.25  
 (max. operating current:  $0.8 \times I_{rat}$  at 23°C)  
 200 A: FI = 2.00  
 (max. operating current:  $0.5 \times I_{rat}$  at 23°C)

Littelfuse products are designed for specific applications and should not be used for any purpose (including, without limitation, automotive applications) not expressly set forth in applicable Littelfuse product documentation. Warranties granted by Littelfuse shall be deemed void for products used for any purpose not expressly set forth in applicable Littelfuse product documentation. Littelfuse shall not be liable for any claims or damages arising out of products used in applications not expressly intended by Littelfuse as set forth in applicable Littelfuse product documentation.











### Ordering Information

Part Number	Package Size
142.5631.xxx2	500

### Time-Current Characteristics

% of Rating	Opening Time Min / Max (s)	
	30-150A Fuses	200A Short Circuit Protectors
75	- / -	360,000 s / -
100	360,000 s / -	- / -
110	14,400 s / -	- / -
150	90 s / 3,600 s	- / -
200	3 s / 100 s	1 s / 15 s
300	0.300 s / 3 s	- / -
350	- / -	0.300 s / 5 s
500	0.100 s / 1 s	- / -
600	- / -	0.100 s / 1 s

### Ratings

Part Number M5	Part Number M6	Current Rating (A)	Housing Material Color	Typ. Voltage Drop (mV)	Cold Resistance (mΩ)	I <sup>2</sup> t (A <sup>2</sup> s)
142.5631.5302 <sup>1</sup>	142.7010.5302 <sup>1</sup>	30		105	2.70	5,100
142.5631.5402	142.7010.5402	40		90	1.56	6,800
142.5631.5502	142.7010.5502	50		80	1.03	6,900
142.5631.5602	142.7010.5602	60		75	0.75	16,200
142.5631.5702	142.7010.5702	70		70	0.64	22,000
142.5631.5802	142.7010.5802	80		70	0.55	25,600
142.5631.6102	142.7010.6102	100		70	0.44	42,500
142.5631.6122	142.7010.6122	125		70	0.34	62,500
142.5631.6152	142.7010.6152	150		70	0.29	83,400
142.5631.6202 <sup>2</sup>	142.7010.6202 <sup>2</sup>	200		70	0.24	126,000

Corresponding holder see Section "Fuse Holders."  
 Note 1: Not UL rated Note 2: Short Circuit Protector only

### Derating

Individual derating curves by rating can be ordered through your Littelfuse contact person.