



Image for illustrative purpose only

Summary

[Request a quote](#)

[03 Series en](#)

Number of contacts Low Voltage	2
Wire Size/AWG	34 - 28
Socket / Receptacle	Socket / Receptacle - Fixed Panel Front Mounted
Locking system	Threaded
Panel Drill Hole	M7
Size	3
Suggested matching part	FVG.03.302.CLAC27

https://www.lemo.com/int_en/hvg-03-302-cllpv.html

LEMO products and services are provided "as is". LEMO makes no warranties or representations with regard to LEMO product & services or use of them, express, implied or statutory, including for accuracy, completeness, or security. The user is fully responsible for his products and applications using LEMO components.

Technical details

Electrical Configuration

Number of contacts Low Voltage	2
Contact Termination Low voltage	Solder
R (max)	8.7 mOhm
Insert configuration value	3.302 - 2 Low Voltage
Rated current	5 A
Max. Solid Conductor	0.09 mm ² (AWG 28)
Max. Stranded Conductor	0.05 mm ² (AWG 30)
Bucket Dia.	0.4 mm (0.016in)
Contact Dia.	0.5 mm (0.02in)
Wire Size/AWG	34 - 28

Form & Material

Shell style / Model id	HVG - Fixed socket, key (G) or key (B), round flange, nut fixing, vacuumtight
Socket / Receptacle	Fixed Panel Front Mounted
Housing material	Brass (chrome plated [SAE AMS 2460]) shell and collet nut, nickel plated [SAE AMS QQ N 290] brass latch sleeve and mid pieces
Locking system	Threaded
Keying	G: 1 key (alpha=0, Plug: male contacts, Receptacle: female contacts)
Variant	Watertight / Vacuum-tested unmated (connector to device)
Weight	4.36 g
Panel Drill Hole	M7

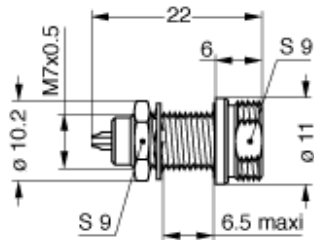
https://www.lemo.com/int_en/hvg-03-302-cllpv.html

LEMO products and services are provided "as is". LEMO makes no warranties or representations with regard to LEMO product & services or use of them, express, implied or statutory, including for accuracy, completeness, or security. The user is fully responsible for his products and applications using LEMO components.

Environment

Environmental sealing (IP rating)	Hermetic unmated
Temperature range	-20°C / +100°C
Climatic Category	20/200/21
Humidity (max)	<=95% [at 60 deg C /140 F]
Shielding (min)	100 dB (10 MHz)
Shielding (min)	80 dB (1 GHz)
Pressure	60 bars (120 bars with LEMO cable assembly)
R leak (He) (max)	10 ⁻⁷ mbar·l/s (if vacuum-tested)
Salt Spray Corrosion	>1000 hr

Drawings











Dimensions

	A	B	e	L	E	M	S1	S2
mm.	11	10.2	M7x0.5	22	6.5	6	9	9
in.	0.43	0.4		0.87	0.26	0.24	0.35	0.35

https://www.lemo.com/int_en/hvg-03-302-cllpv.html

LEMO products and services are provided "as is". LEMO makes no warranties or representations with regard to LEMO product & services or use of them, express, implied or statutory, including for accuracy, completeness, or security. The user is fully responsible for his products and applications using LEMO components.

Cables

Cable PartNumber	Material	Colour	Cable image
CMN.02.T28.030PGCE	PVC	GREY	
CMN.02.T28.030PGZE		grey	
CMN.02.T28.030PNCE	PVC	Black	
CMN.02.T28.030PNZE			
102080	PVC	Grey	
2050	PVC	Black	
20550	PUR	Black	
20560	PUR	White	
2080	PVC	Grey	
2280	PVC	Black	
4082	PVC	Grey	
CMB.02.210.635	PUR	Black	

https://www.lemo.com/int_en/hvg-03-302-cllpv.html

LEMO products and services are provided "as is". LEMO makes no warranties or representations with regard to LEMO product & services or use of them, express, implied or statutory, including for accuracy, completeness, or security. The user is fully responsible for his products and applications using LEMO components.