


SURFACE MOUNT .025" SQ POST SOCKET

(2.54 mm) .100" PITCH • SSW SERIES



SSW

Mates:

TSW, MTSW, HTSW,
HMTSW, MTLW, EW, ZW,
TSS, HTSS, ZSS, TSM,
TSSH, DW, HW

SPECIFICATIONS

Insulator Material:

Black LCP

Contact Material:

Phosphor Bronze

Plating:

Au or Sn over
50 μ" (1.27 μm) Ni

Operating Temp Range:

-55 °C to +125 °C with Gold
-55 °C to +105 °C with Tin

Current Rating (SSW/TSM):

4.7 A per pin
(2 pins powered)

Voltage Rating:

465 VAC/658 VDC

Insertion Depth:

(3.68 mm) .145" to
(6.35 mm) .250"

Max Cycles:

100 with 10 μ" (0.25 μm) Au

PROCESSING

Lead-Free Solderable:

Yes

SMT Lead Coplanarity:

(0.10 mm) .004" max

SSW	1	NO. PINS PER ROW	22	PLATING OPTION	ROW OPTION	VS	OTHER OPTION
------------	----------	-------------------------	-----------	-----------------------	-------------------	-----------	---------------------

02 thru 36

-F
= Gold flash on contact,
Matte Tin on tail

-L
= 10 μ" (0.25 μm)
Gold on contact,
Matte Tin on tail

-G
= 20 μ" (0.51 μm)
Gold on contact,
Gold flash on tail

-S
= Single Row

-D
= Double Row

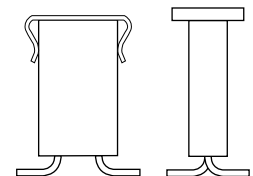
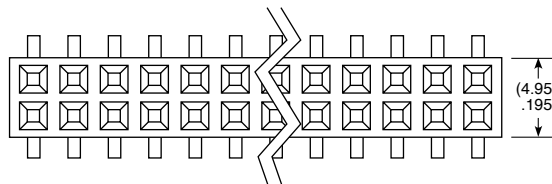
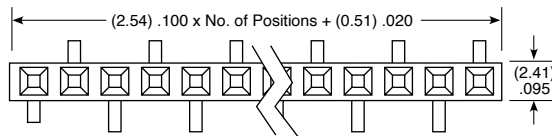
-XX
= Polarized Position

-K
= -S: (3.50 mm)
.138" DIA,
-D: (6.50 mm)
.256" DIA
Polyimide film
Pick & Place Pad
(03 positions min.)

-P
= Pick & Place Pad
(05 positions min.)

-TR
= Tape & Reel
(-02 thru -28)

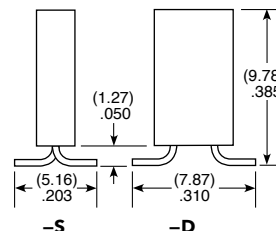
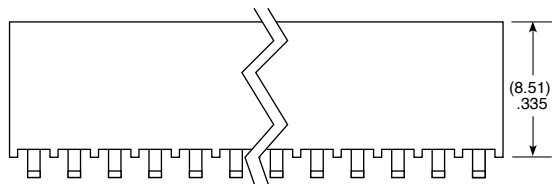
-FR
= Full Reel
Tape & Reel
(must order max.
quantity per reel;
contact Samtec
for quantity
breaks)
(-02 thru -28)



-P OPTION

ALSO AVAILABLE
Contact Samtec

Other platings
Notch option



Note:

Some lengths, styles and options are non-standard, non-returnable.