414026-3 ✔ ACTIVE

TE Internal #: 414026-3

SMB RF Interface, Jack, 50 Ω, Snap-Fit, 4 GHz Operating Frequency, Cable-to-Board, 1 Position, Printed Circuit Board, Board Mount

View on TE.com >

Connectors > RF Connectors > Coax Connectors > SMB Connector: Jack, Right-Angle Mount, Mated Outer Dia. 4.75mm


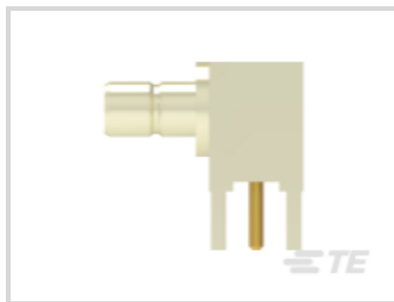

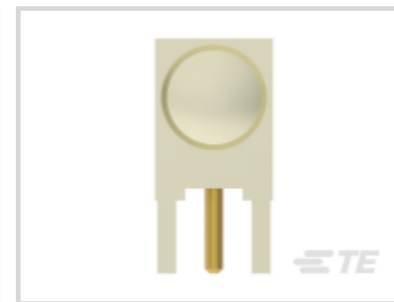
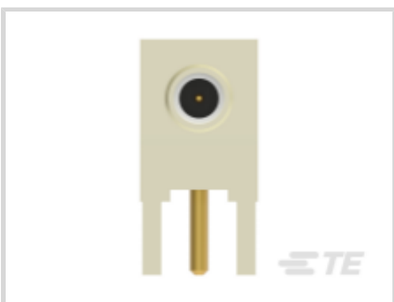

RF Interface: **SMB**

RF Connector Style: **Jack**

RF Connector Mated Outer Diameter (Approximate): **4.75 mm [.187 in]**

Impedance: **50 Ω**

RF Connector Coupling Mechanism: **Snap-Fit**

All SMB Connector: Jack, Right-Angle Mount, Mated Outer Dia. 4.75mm (10)

Features

Product Type Features

Connector Shape	Rectangular
Connector Product Type	Connector Assembly
RF Interface	SMB
RF Connector Style	Jack
Connector System	Cable-to-Board
Sealable	No
Connector & Contact Terminates To	Printed Circuit Board

Configuration Features

PCB Mount Orientation	Right Angle
Number of Positions	1
Number of Coaxial Contacts	1

Electrical Characteristics

Impedance	50 Ω

Body Features

Body Material	Brass
Body Plating Material	Nickel

Contact Features

RF Connector Center Contact Underplating Material	Nickel
RF Connector Center Contact Plating Material	Gold
RF Connector Center Contact Material	Brass

Termination Features

Termination Post & Tail Length	3.94 mm[.155 in]
Termination Method to Printed Circuit Board	Through Hole - Solder

Mechanical Attachment

RF Connector Coupling Mechanism	Snap-Fit
Connector Mounting Type	Board Mount
RF Contact Captivation Method	Mechanical
Detent	Without

Dimensions

Profile Height from PCB	8.51 mm[.335 in]
RF Connector Mated Outer Diameter (Approximate)	4.75 mm[.187 in]

Usage Conditions

Operating Temperature Range	-65 – 165 °C[-85 – 329 °F]

Operation/Application

Operating Frequency	4 GHz

Packaging Features

Packaging Method	Carton

Other

Additional Features	Board Standoff
Grade	Mil-Type
Dielectric Material	PTFE

Product Compliance

For compliance documentation, visit the product page on TE.com>

EU RoHS Directive 2011/65/EU	Compliant with Exemptions
EU ELV Directive 2000/53/EC	Compliant with Exemptions
China RoHS 2 Directive MIIT Order No 32, 2016	Restricted Materials Above Threshold
EU REACH Regulation (EC) No. 1907/2006	Current ECHA Candidate List: JAN 2023 (233) Candidate List Declared Against: JAN 2023 (233) SVHC > Threshold: Pb (3.7% in Component Part) Article Safe Usage Statements: Do not eat, drink or smoke when using this product. Wash thoroughly after handling. Recycle if possible and dispose of the article by following all applicable governmental regulations relevant to your geographic location.
Halogen Content	Low Bromine/Chlorine - Br and Cl < 900 ppm per homogenous material. Also BFR /CFR/PVC Free
Solder Process Capability	Wave solder capable to 265°C

Product Compliance Disclaimer

This information is provided based on reasonable inquiry of our suppliers and represents our current actual knowledge based on the information they provided. This information is subject to change. The part numbers that TE has identified as EU RoHS compliant have a maximum concentration of 0.1% by weight in homogenous materials for lead, hexavalent chromium, mercury, PBB, PBDE, DBP, BBP, DEHP, DIBP, and 0.01% for cadmium, or qualify for an exemption to these limits as defined in the Annexes of Directive 2011/65/EU (RoHS2). Finished electrical and electronic equipment products will be CE marked as required by Directive 2011/65/EU. Components may not be CE marked. Additionally, the part numbers that TE has identified as EU ELV compliant have a maximum concentration of 0.1% by weight in homogenous materials for lead, hexavalent chromium, and mercury, and 0.01% for cadmium, or qualify for an exemption to these limits as defined in the Annexes of Directive 2000/53/EC (ELV). Regarding the REACH Regulation, the information TE provides on SVHC in articles for this part number is based on the latest European Chemicals Agency (ECHA) 'Guidance on requirements for substances in articles' posted at this URL: https://echa.europa.eu/guidance-documents/guidance-on-reach

Compatible Parts

TE Part # CAT-884-SMBF50
SMB Connector: Plug, Mated Outer Dia. 4.75mm, 50 Ohm

TE Part # CAT-884-SMBM50
SMB Connector: Male (Jack), Mated Outer Dia. 4.75mm, 50 Ohm

Customers Also Bought

TE Part #4-1462037-6
IM06JR=IM RELAY 140mW 12V

TE Part #2170806-1
CAGE ASSEMBLY, 1X2, QSFP28, SPRING, HS

TE Part #5787441-1
HDR ASY,RA,NO KEY,STR TAIL

TE Part #1544256-2
CONTACT A SOUDER E

TE Part #1422015-8
V23026F1051B201 *X020

Documents

Product Drawings

JACK ASSY,SMB,RT ANG

English

CAD Files

3D PDF

English

Customer View Model

ENG_CVM_414026-3_D.2d_dxf.zip

English

Customer View Model

ENG_CVM_414026-3_D.3d_igs.zip

English

Customer View Model

ENG_CVM_414026-3_D.3d_stp.zip

English

By downloading the CAD file I accept and agree to the Terms and Conditions of use.

Datasheets & Catalog Pages

SMB Connectors

English

Product Environmental Compliance

MD_414026-3_09222011210

English

MD_414026-3_09222011210

English

Instruction Sheets

Instruction Sheet (U.S.)

English

AMP* SMB MIL-TYPE 50-OHM AND 50- AND 75-OHM COMMERCIAL PRINTED CIRCUIT

English