



PRODUCT NUMBER
20020516-MXXXXXLF

20020516 — □ □ □ □ □ ○ □ L F

PITCH
M: 7.62 mm

POLES
02: 2 POLES
03: 3 POLES
04: 4 POLES
24: 24 POLES

LF : DENOTED RoHS COMPATIBLE
1 : STANDARD PRODUCT
W/ BOX PACKING

SCREW CODE

CODE	SCREW TYPE	AVAILABILITY
A	-/+	ON REQUEST ONLY
B	-	STANDARD

PROPERTY TABLE	
FCI SERIES NAME 04-762	
PITCH (mm) 7.62	
VOLTAGE RATING (VAC) 300	
CURRENT RATING (A) 32	
APPLICABLE WIRE RANGE (AWG)	1-WIRE 8~24
	2-WIRE 14
WIRE CROSS SECTION (mm ²)	SOLID 1-WIRE 10
	SOLID 2-WIRE 2.5
	STRANDED 1-WIRE 6
	STRANDED 2-WIRE 4
OPENING CONTACT HOUSING(mm ²) 3.6x4.1	
WIRE STRIP LENGTH(mm) 10~11	
TORQUE +/-10% (N-m/Lb-in) 0.79/7.0	
SCREW M3.5x0.5	
WITHSTANDING VOLTAGE (kV) 1.6	
OPERATING TEMP. (°C) -40~+115	
SOLDERING TEMP. (°C) 250±10 (5 sec.)	
POLES AVAILABLE 02~16	
SAFETY CERTIFICATE	

HOUSING CODE

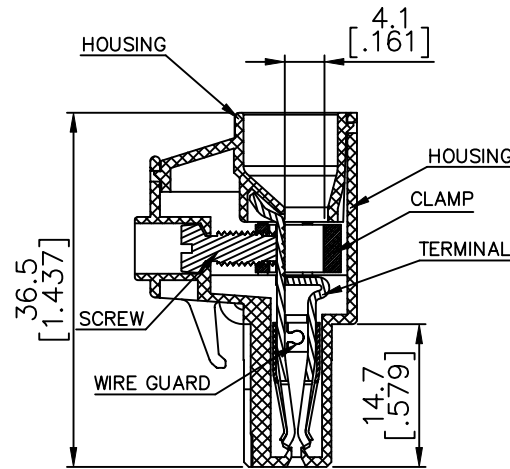
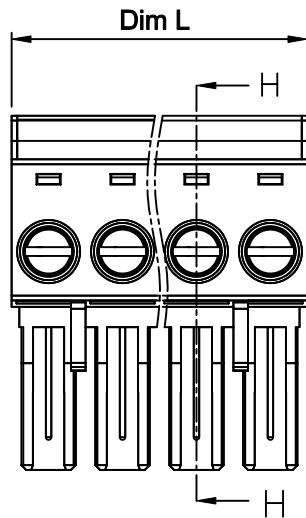
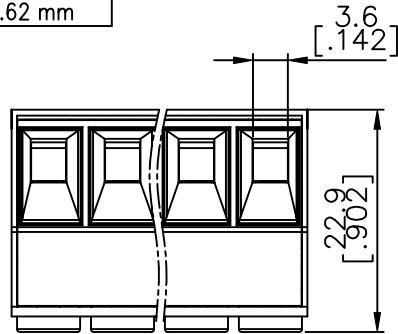
CODE	COLOR	AVAILABILITY
1	GREEN(RAL 6018/T)	STANDARD
2	BLACK	ON REQUEST ONLY
3	GREY(RAL 7004/P)	ON REQUEST ONLY
4	BLUE(RAL 5015/A)	ON REQUEST ONLY

NOTES:

- MATERIALS
 1-1 HOUSING: THERMALPLASTIC RESIN, UL 94V-0 RATED.
 1-2 SCREW: STEEL, ZINC PLATED.
 1-3 CLAMP: COPPER ALLOY, NICKEL PLATED.
 1-4 TERMINAL: COPPER ALLOY, TIN PLATED.
 1-5 WIRE GUARD: STAINLESS STEEL.
 2. PRODUCTION SPECIFICATION REFER TO FCI GS-12-625.
 3. BOXED PACKAGING.
 DETAILED PRODUCT PACKING SPECIFICATION REFER TO FCI GS-14-1394.
 4. FCI, SAFETY CERTIFICATE LOGO AND SERIES NAME TO BE SHOWN ON PRODUCT SURFACE.
 5. THE PRODUCTS WHERE THE PART NUMBER END IN "LF" MEET THE EUROPEAN UNION DIRECTIVE AND OTHER COUNTRY REGULATIONS AS DESCRIBED IN GS-22-008.

mat'l. code				surface ASME Y14.5 ✓ / tolerance ASME Y14.5		projection		product family TERMINAL BLOCK	
ltr	ecn no	dr	date	tolerances unless otherwise specified				title	
A	DG09-0203	BF	062509	angles	X.±0.5[.020]	MM		TERMINAL BLOCK	
B	T09-1148	BF	111709	to 1°	X.X±0.3[.012]	[INCH]		PLUGGABLE PLUG, CONTACT DOWN SIDE	
C	T09-1152	BF	112809	X°±1°	X.XX±0.1[.004]	scale		sheet 1 of 2 size	
D	T10-0042	WL	030310	dr	BEER FU	062509		20020516 A4	
E	T10-0159	WL	100410	enr	BEER FU	062509		type CUSTOMER Drawing	
F	T10-0187	WL	121410	chr	GARY HSIEH	062509			
G	T-004746	WL	072211	appd	JOSEPH HSIA	062509			
sheet index	revision	G	G						
	sheet	1	2						

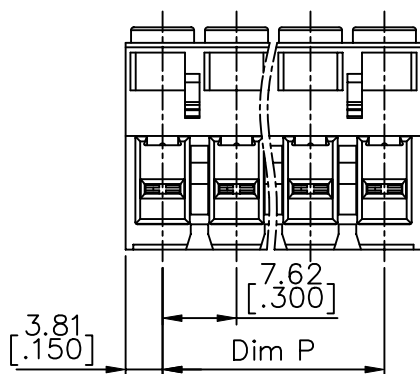
PRODUCT NUMBER	SERIES NAME	PITCH
20020516-MXXXXXLF	04-762	7.62 mm



N= NUMBER OF POLES
DIMENSION

Dim L	$N * 7.62 [.300]$
Dim P	$(N - 1) * 7.62 [.300]$

Poles	Tolerance
2P-4P	$\pm 0.10 [.004]$
5P-8P	$\pm 0.20 [.008]$
9P-12P	$\pm 0.30 [.012]$
13P-16P	$\pm 0.40 [.016]$



mat'l. code	surface ASME Y14.5 ✓	tolerance ASME Y14.5	projection 	product family TERMINAL BLOCK
ltr	ecn no	dr	date	title
G				TERMINAL BLOCK PLUGABLE, PLUG, POWER, W/O FLANGE
	angles	in	tolerances unless otherwise specified	scale
			X. $\pm 0.5 [.020]$	MM
			X.X $\pm 0.3 [.012]$	[INCH]
			X* ± 1	X.XX $\pm 0.1 [.004]$
dr	BEER FU	062509		dwg no
enr	BEER FU	062509		sheet 2 of 2 size
chr	GARY HSIEH	062509		20020516
appd	JOSEPH HSIA	062509		A4
sheet index	revision sheet			type CUSTOMER Drawing