

5352068-1 ✓ ACTIVE



Z-PACK | Z-PACK 2mm HM

TE Internal #: 5352068-1

Hard Metric Backplane Connectors, PCB Mount Receptacle, ≤ 1 Gb

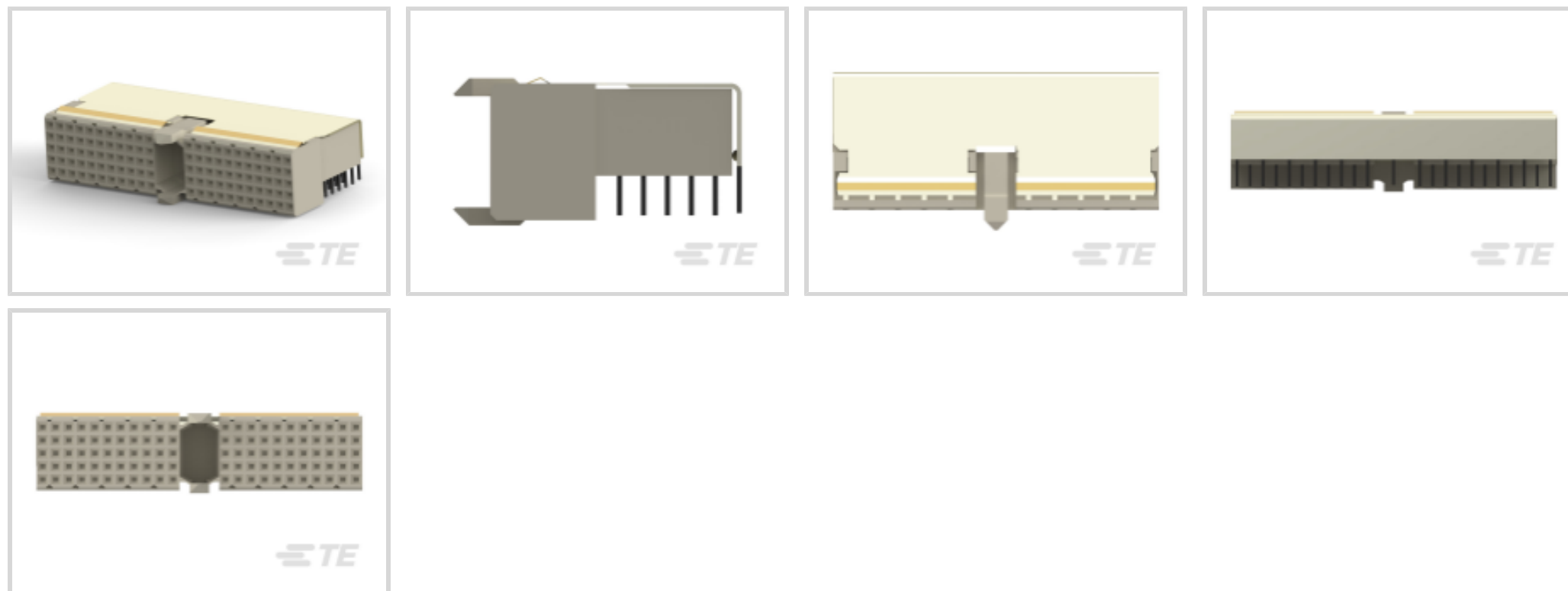
/s, 22 Column, 5 Row, Mezzanine, 110 Position, 3.7 mm [.145 in]

Centerline, Z-PACK 2mm HM

[View on TE.com >](#)

Connectors > PCB Connectors > Backplane Connectors > Hard Metric Backplane Connectors >

HM Receptacle Connector: Traditional Backplane, Coplanar, 2mm



PCB Connector Assembly Type: **PCB Mount Receptacle**

Data Rate: ≤ 1 Gb/s

Number of Columns: **22**

Number of Rows: **5**

Backplane Architecture: **Mezzanine**

[All HM Receptacle Connector: Traditional Backplane, Coplanar, 2mm \(48\)](#)

Features

Product Type Features

Backplane Interface Type	2mm HM
Ground Feature Type	Ground Return Shielding
PCB Connector Assembly Type	PCB Mount Receptacle
Connector System	Board-to-Board
Sealable	No
Connector & Contact Terminates To	Printed Circuit Board

Configuration Features

Mating & Unmating Configuration	Make First / Break Last
Rows Loaded	A, B, C, D, E
Number of Signal Positions	110
Number of Columns	22
Number of Rows	5



Backplane Architecture	Mezzanine
Number of Positions	110
PCB Mount Orientation	Right Angle

Signal Characteristics

Crosstalk Version	Standard
Data Rate	≤1 Gb/s

Body Features

Primary Product Color	Gray
-----------------------	------

Contact Features

Feedthrough Post Length	3.7 mm
CompactPCI Designation	J1/J4
Contact Type	Socket
Contact Underplating Material	Nickel
PCB Contact Termination Area Plating Material	Tin
Contact Base Material	Phosphor Bronze
Contact Mating Area Plating Material	Tin
Contact Mating Area Plating Material Thickness	1.27 μm[50 μin]
Contact Current Rating (Max)	1.5 A

Termination Features

Termination Method to Printed Circuit Board	Through Hole - Press-Fit
---	--------------------------

Mechanical Attachment

Mating Alignment Type	Multi-Purpose Center
Connector Mounting Type	Board Mount

Housing Features

Housing Material	Polyester - GF
Centerline (Pitch)	3.7 mm[.145 in]

Dimensions

Backplane Module Length	50 mm
-------------------------	-------

Usage Conditions

Operating Temperature Range	-55 – 125 °C[-67 – 257 °F]
-----------------------------	----------------------------

Operation/Application



Shielded	Yes
----------	-----

Circuit Application	Power & Signal
---------------------	----------------

Industry Standards

UL Flammability Rating	UL 94V-0
------------------------	----------

Packaging Features

Packaging Quantity	11
--------------------	----

Packaging Method	Tube
------------------	------

Other

Backplane Connector Comment	Female connector with pre-installed shield.
-----------------------------	---

Product Compliance

For compliance documentation, visit the product page on [TE.com](https://www.te.com)>

EU RoHS Directive 2011/65/EU	Compliant
------------------------------	-----------

EU ELV Directive 2000/53/EC	Compliant
-----------------------------	-----------

China RoHS 2 Directive MIIT Order No 32, 2016	No Restricted Materials Above Threshold
---	---

EU REACH Regulation (EC) No. 1907/2006	Current ECHA Candidate List: JAN 2023 (233) Candidate List Declared Against: JAN 2023 (233) Does not contain REACH SVHC
--	---

Halogen Content	Not Low Halogen - contains Br or Cl > 900 ppm.
-----------------	--

Solder Process Capability	Not applicable for solder process capability
---------------------------	--

Product Compliance Disclaimer

This information is provided based on reasonable inquiry of our suppliers and represents our current actual knowledge based on the information they provided. This information is subject to change. The part numbers that TE has identified as EU RoHS compliant have a maximum concentration of 0.1% by weight in homogenous materials for lead, hexavalent chromium, mercury, PBB, PBDE, DBP, BBP, DEHP, DIBP, and 0.01% for cadmium, or qualify for an exemption to these limits as defined in the Annexes of Directive 2011/65/EU (RoHS2). Finished electrical and electronic equipment products will be CE marked as required by Directive 2011/65/EU. Components may not be CE marked. Additionally, the part numbers that TE has identified as EU ELV compliant have a maximum concentration of 0.1% by weight in homogenous materials for lead, hexavalent chromium, and mercury, and 0.01% for cadmium, or qualify for an exemption to these limits as defined in the Annexes of Directive 2000/53/EC (ELV). Regarding the REACH Regulation, the information TE provides on SVHC in articles for this part number is based on the latest European Chemicals Agency (ECHA) 'Guidance on requirements for substances in articles' posted at this URL: <https://echa.europa.eu/guidance-documents/guidance-on-reach>

Compatible Parts




TE Part # CAT-472-Z12
Hard Metric Male Connector:
Traditional Backplane, Mezzanine,
2mm



TE Part # 5188578-1
Z-PACK/A M HDR.154P



TE Part # 5338108-2
Z-PACK SHLD.LOWER A



TE Part # 2367945-1
Z-PACK/A F-HDR 110P, EON

TE Part # 5188829-1
Z-PACK/A M-HDR.154POS

TE Part # 5338107-2
Z-PACK SHLD.UPPER A



TE Part # 1318744-1
GUIDE PIN FOR HS3

TE Part # 1645567-1
2MM HM PIN PWR/GRD MODULE

TE Part # 1746790-2
GROUND RETURN LOWER SHIELD
TYPE A,PB-FRE

TE Part # 2170935-1
Z-PACK M.ASSY.154P.

TE Part # 2361030-1
Z-PACK/A M-HDR.154P




TE Part # 5352522-1
Z-PACK/A MALE HDR 100P 2MM HM


TE Part # 6645019-1
2MM H.M. TYPE "A" 5 + 2 ROW PI

TE Part # 6645286-1
2MM H.M. 5 + 2 ROW TYPE "A" PI


Also in the Series | Z-PACK 2mm HM




Backplane Coding Keys(60)



Backplane Connector Housings(4)




Backplane Guide Hardware(37)




Backplane Power Connectors(6)



Board-to-Board Connector Contacts(2)




Hard Metric Backplane Connectors (269)



High Speed Backplane Connectors(1)



Insertion & Extraction Tools(2)



PCB Connector Covers(4)



PCB Connector Shrouds(39)



PCB Ferrules & Shields(19)




Rectangular Power Connectors(87)

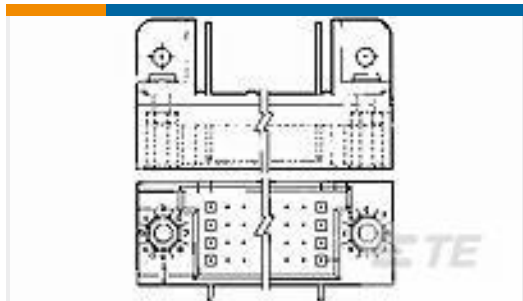
Customers Also Bought



TE Part #5352069-1
Z-PACK/B25 RAF 125P




TE Part #5100668-1
Z-PACK M.ASSY.154P.




TE Part #533286-5
HDI PIN ASSY 4 ROW 160 POS R/A




TE Part #2822128-2
TC-ZIF REC ASSY 260P



TE Part #YDBC50H-1832PNV001
HERM RECP




TE Part #1617005-8
B07D992BZ1-0286 = RELAY.




TE Part #2-1617036-0
HFW4A1201S14 = HFW4A RELAY



TE Part #2-1617090-5
LS-6797 = LS RELAY



TE Part #2-2215047-2
ASSY, STG TL, QSFP28 LP,1X4



TE Part #1-1617792-6
FCA-410-532

Documents



Product Drawings

Z-PACK/A RAF 110P

English

CAD Files

Customer View Model

[ENG_CVM_CVM_5352068-1_A.2d_dxf.zip](#)

English

3D PDF

3D

Customer View Model

[ENG_CVM_CVM_5352068-1_A.3d_igs.zip](#)

English

Customer View Model

[ENG_CVM_CVM_5352068-1_A.3d_stp.zip](#)

English

By downloading the CAD file I accept and agree to the [Terms and Conditions](#) of use.

Product Specifications

Application Specification

English

Product Environmental Compliance

[MD_5352068-1_06142018850_dmtec](#)

English

[MD_5352068-1_06142018850_dmtec](#)

English

Agency Approvals

UL Report

English