

Cement Resistors

Vertical Lead Type

Normal Style [SQM Series]

Non-Inductive Style [NSM Series]



INTRODUCTION

The SQM Series are ceramic housed resistors with fiberglass based wirewound or ceramic rod wirewound or metal oxide core. The NSM Series are ceramic housed low-inductive resistors with ceramic rod wirewound core.

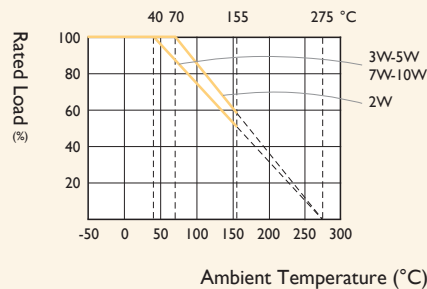
The materials used and the construction techniques ensure excellent flame resistance, arc resistance and moisture resistance as well as self-extinguishing capabilities. They will withstand the most rigorous loading test.

As resistors in radio and television receivers, hazardous conditions such as smoking and redheat can be completely prevented by the proper choice of power resistors.

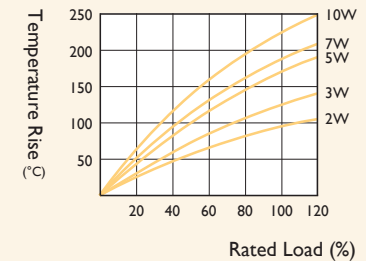
FEATURES

Power Rating	2W, 3W, 5W, 7W, 10W
Resistance Tolerance	Wirewound: $\pm 1\%$ $\pm 5\%$, Film: $\pm 5\%$
T.C.R.	Wirewound: $\pm 100\text{ppm}/^\circ\text{C}$, $\pm 300\text{ppm}/^\circ\text{C}$, Film: $\pm 300\text{ppm}/^\circ\text{C}$

DERATING CURVE

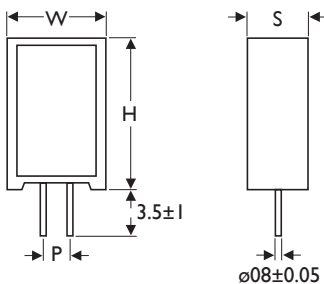


TEMPERATURE RISE



DIMENSIONS

Unit: mm



STYLE		DIMENSION			
Normal	Non-Ind.	H	W	S	P
SQM200	NSM200	20 \pm 1.5	11.0 \pm 1.0	7.0 \pm 1.0	5 ⁺² -1
SQM300	NSM300	25 \pm 1.5	12.0 \pm 1.0	8.0 \pm 1.0	5 ⁺² -1
SQM500	NSM500	25 \pm 1.5	13.0 \pm 1.0	9.0 \pm 1.0	5 ⁺² -1
SQM700	NSM700	39 \pm 1.5	13.0 \pm 1.0	9.0 \pm 1.0	5 ⁺² -1
SQM10A	NSM10A	51 \pm 1.5	13.0 \pm 1.0	9.0 \pm 1.0	5 ⁺² -1
SQM10S	NSM10S	35 \pm 1.5	16.0 \pm 1.0	12.0 \pm 1.0	7 ⁺² -1

ELECTRICAL CHARACTERISTICS

NORMAL STYLE

STYLE	SQM200	SQM300	SQM500	SQM700	SQM10A	SQM10S
Power Rating at 40°C		3W	5W	7W	10W	
Power Rating at 70°C	2W					
Maximum Working Voltage	250V	350V		500V		
Maximum Overload Voltage	500V	700V		1,000V		
Voltage Proof on Insulation	500V	700V		1,000V		
Resistance Range (Ceramic based wirewound)	0.1Ω - 36Ω	0.1Ω - 68Ω	0.1Ω - 130Ω	0.1Ω - 330Ω	0.1Ω - 510Ω	0.1Ω - 270Ω
Resistance Range (Film)	39Ω - 1MΩ	75Ω - 1MΩ	150Ω - 1MΩ	360Ω - 1MΩ	560Ω - 1MΩ	300Ω - 1MΩ
Resistance Range (Fiberglass based wirewound)	0.1Ω - 1KΩ	0.1Ω - 4.7KΩ		0.1Ω - 4.7KΩ	0.1Ω - 5.6KΩ	0.1Ω - 4.7KΩ
Operating Temp. Range	-55°C to +155°C					
Temperature Coefficient	Wirewound: ±100ppm/°C, ±300ppm/°C, Film: ±300ppm/°C					

NON-INDUCTIVE STYLE

STYLE	NSM200	NSM300	NSM500	NSM700	NSM10A	NSM10S
Power Rating at 40°C		3W	5W	7W	10W	
Power Rating at 70°C	2W					
Maximum Working Voltage	$\sqrt{P \times R}$					
Voltage Proof on Insulation	500V	700V		1,000V		
Resistance Range (Ceramic based wirewound)	0.1Ω - 10Ω	0.1Ω - 30Ω	0.15Ω - 65Ω	0.27Ω - 100Ω		
Operating Temp. Range	-55°C to +155°C					
Temperature Coefficient	±300ppm/°C					

Note: Special value is available on request

ENVIRONMENTAL CHARACTERISTICS

PERFORMANCE TEST	TEST METHOD		APPRAISE
Short Time Overload	IEC 60115-1 4.13	2.5 times RCWV for 5 sec. (Not more than maximum Overload Voltage)	±2.0%+0.05Ω
Voltage Proof on Insulation	IEC 60115-1 4.7	In V-Block for 60 sec., test voltage as above table	No Breakdown
Temperature Coefficient	IEC 60115-1 4.8	Between -40°C to +155°C	By type
Insulation Resistance	IEC 60115-1 4.6	in V-block for 60 Sec.	>1,000MΩ
Solderability	IEC 60115-1 4.17	245±5°C for 3±0.5 Sec.	95% Min. coverage
Solvent Resistance of Marking	IEC 60115-1 4.30	IPA for 5±0.5 Min. with ultrasonic	No deterioration of coatings and markings
Robustness of Terminations	IEC 60115-1 4.16	Direct load for 10 Sec. in the direction of the terminal leads	≥2.5kg (24.5N)
Periodic-pulse Overload	IEC 60115-1 4.39	4 times RCWV 10,000 cycles (1 Sec. on, 25 Sec. off)	±2.0%+0.05Ω
Damp Heat Steady State	IEC 60115-1 4.24	40±2°C, 90-95% RH for 56 days, loaded with 0.1 times RCWV	±5.0%+0.05Ω
Endurance at 70°C	IEC 60115-1 4.25	70±2°C at RCWV (or Umax., Whichever less) for 1,000 Hr. (1.5Hr.on, 0.5Hr. Off)	±5.0%+0.05Ω
Temperature Cycling	IEC 60115-1 4.19	-55°C ⇌ Room Temp. ⇌ +155°C ⇌ Room Temp. (5 cycles)	±2.0%+0.05Ω
Resistance to Soldering Heat	IEC 60115-1 4.18	260±3°C for 10±1 Sec., immersed to a point 3±0.5mm from the body	±1.0%+0.05Ω

Note: Rated Continuous Working Voltage (RCWV) = $\sqrt{\text{Power Rating} \times \text{Resistance Value}}$ or Max. working voltage listed above, whichever less.

Revision: 2020