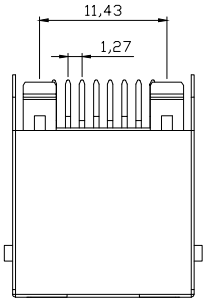

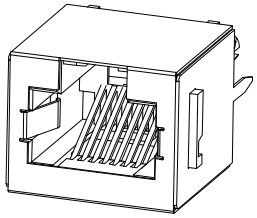

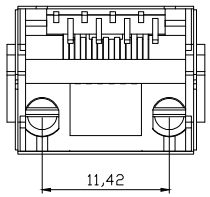

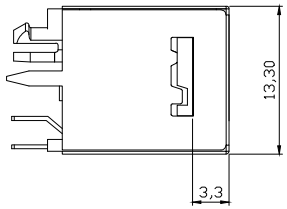

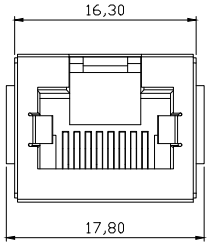

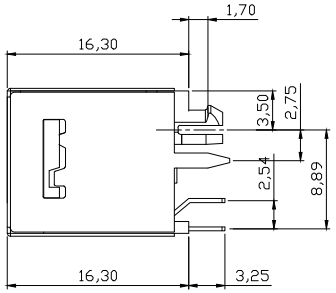

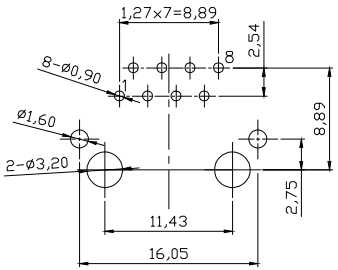

PC Board Layout
Component Side Shown

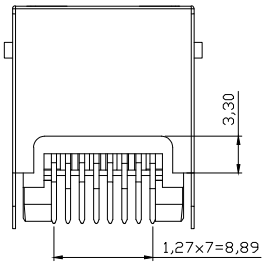

NOTES:
Mechanical:
1. Housing material : High Temp. UL94V-0 ,
Color: Black
2. Contact material: Phosphor Bronze t=0.35mm
⑥⑤ 3. Contact plating: 6u" Gold on contact area
100~200u" Tin on solder area
all over 30~50u" Nickel
⑤ 4. Shell material: Copper Alloy
5. Shell plating: Nickel plated
6. PCB Retention Pre-solder: 1 LB min.
7. PCB Retention Post-solder: 10 LBS min.

Electrical:
1. Voltage Rating: 125VAC.
2. Current Rating: 1.5AMP.
3. Contact Resistance: 35mΩ max.
4. Insulation Resistance: 1000MΩ min. @ 500 VDC
5. Dielectric Strength: 1000 VAC 60Hz, 1 min.
6. Operation: 750 cycles min.

Environmental:
1. Storage: -40°C To +85°C
2. Operation: -40°C~+85°C
3. Wave Soldering Temperature: 255~265°C(5-10S)
CAT performance:CAT3

Packing: Tray

RoHS compliant
Unit:mm

File No.: E345352

Scale	Free	⑦	Update	05.03.2020	Winnie		Date	Name
TOLERANCE		⑥	Update the contact plating	25.05.2015	Amy	Drawn	29.05.2006	N.Schulz
X.X	±0.20	⑤	Update	27.05.2013	Amy	Approved	05.03.2020	Winnie
X.XX	±0.15	④	Change insulation material	10.06.2010	Dean			
X.XXX	±0.10	③	Update	02.07.2009	Dean			
DIM	TOL	②	Change plant	27.02.2008	Hellwig			
Angle	±5°	Id.	Modification	Date	Name			

ASSMANN wsw components

Customer-No.

ASSMANN WSW-No.
A-20142-LP/FS

Drawing-No.
ASS 0473 CO

rev07

Replace

SHEET

Downloaded from Arrow.com.