


**P2 Relay V23079**

- Standard telecom relay (ringing and test access)
- Slim line 15x7.5mm (.590x.295")
- Max. switching current 5A
- 2 form C bifurcated contacts (2 changeover contacts, 2 CO)
- Immersion cleanable
- High sensitivity for low power consumption 140mW/ 70mW
- Single coil version with surge voltage resistance between contact and coil: 2.5kV (2/10µs) meets the Telcordia Requirement GR-1089, 1.5kV (10/160µs) meets FCC Part 68



Typical applications

Communications equipment linecard application (ringing and test access), PABX, voice over IP, office equipment, measurement and control equipment, automotive equipment as CAN bus, keyless entry, speaker switch, medical equipment, consumer electronics, set top boxes, HiFi



**Approvals**

UL 508 File No. E 111441, UL 60950, IEC/EN60950 IEC Ref. Cert. No. 327

Technical data of approved types on request

**Contact Data**

Contact arrangement	2 form C (CO)
Max. switching voltage	220VDC, 250VAC
Rated current	2A
Limiting continuous current, 85°C	2A
Switching Power	60W, 62.5VA
Contact material	AgNi, gold-covered
Contact style	bifurcated contact
Minimum switching voltage	100µV
Thermoelectrical potential	<10µV
Initial contact resistance	<50mΩ at 10mA, 20mV
Frequency of operation, without load	50 operations/s
Operate time	typ. 2ms, max. 4ms
Set/reset time	typ. 2ms, max. 4ms
Release time	
without diode in parallel	typ. 2ms, max. 4ms
with diode in parallel	typ. 4ms, max. 6ms
Bounce time	typ. 1ms, max. 3ms
Electrical endurance	
at 12V / 10mA	typ. 5x10 <sup>7</sup> operations
at 6V / 100mA	typ. 1x10 <sup>7</sup> operations
at 60V / 500mA	typ. 5x10 <sup>5</sup> operations
at 30V / 1000mA	typ. 1x10 <sup>6</sup> operations
at 30V / 2000mA	typ. 2x10 <sup>5</sup> operations
at 12V / 5000mA / 25°C	typ. 1x10 <sup>5</sup> operations
Contact ratings, UL	110VDC / 0.3A - 33W 30VDC / 2.0A - 60W 120VAC / 0.5A - 60VA 240VAC / 0.25A - 60VA 125VAC / 1A NO Side 125VDC / 0.5A NO Side
Mechanical endurance	typ. 100x10 <sup>6</sup> operations

**Coil Data**

Magnetic system	polarized
Coil voltage range	2 to 24VDC
Max. coil temperature	125°C
Thermal resistance	< 125K/W

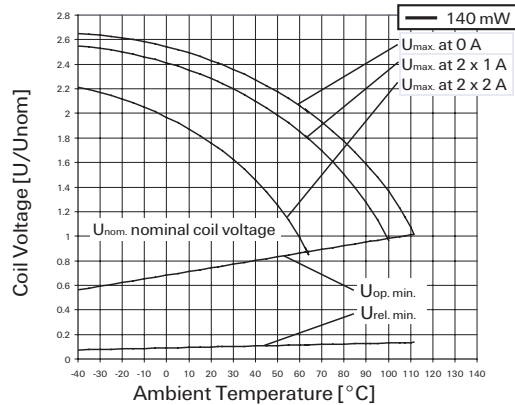
**Coil versions, monostable**

Coil code	Rated voltage VDC	Operate voltage VDC	Limiting Voltage VDC	Release voltage VDC	Coil resistance Ω±10%	Rated coil power mW
008	3.00	2.25	6.50	0.30	64	140
016	4.00	3.00	8.70	0.40	114	140
011	4.50	3.38	9.80	0.45	145	140
001	5.00	3.75	10.90	0.50	178	140
002	6.00	4.50	13.00	0.60	257	140
006	9.00	6.75	19.60	0.90	578	140
003	12.00	9.00	26.15	1.20	1029	140
005*	24.00	18.00	52.30	2.40	4114	140

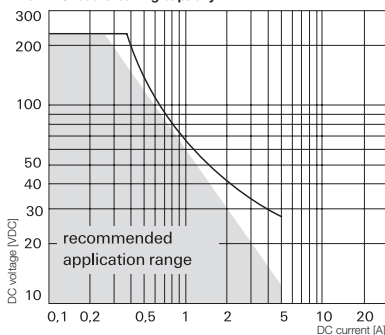
All figures are given for coil without pre-energization, at ambient temperature +23°C.

Other coil voltages on request.

\* Available only in standard coil configurations



Max. DC load breaking capacity



**P2 Relay V23079** (Continued)

**Coil Data** (continued)

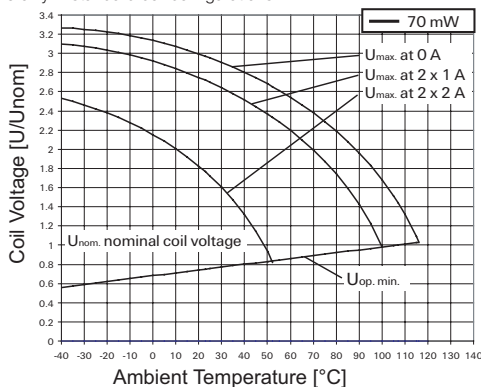
**Coil versions, bistable**

Coil code	Rated voltage VDC	Set voltage VDC	Limiting Voltage VDC	Reset voltage VDC	Coil resistance $\Omega \pm 10\%$	Rated coil power mW
<b>Bistable, 1 coil</b>						
108	3.00	2.25	9.2	-2.25	128	70
111	4.50	3.38	13.85	-3.38	289	70
101	5.00	3.75	15.33	-3.75	357	70
102	6.00	4.50	18.5	-4.50	514	70
106	9.00	6.75	27.75	-6.75	1157	70
103	12.00	9.00	37	-9.00	2057	70
105*	24.00	18.00	74	-18.00	8228	70
<b>Bistable, 2 coil</b>						
219	2.00	1.50	4.33	1.50	28	140
218	2.40	1.80	5.2	1.80	41	140
208	3.00	2.25	6.5	2.25	64	140
211	4.50	3.38	9.8	3.38	145	140
201	5.00	3.75	10.9	3.75	178	140
202	6.00	4.50	13	4.50	257	140
206	9.00	6.75	19.6	6.75	578	140
203	12.00	9.00	26.15	9.00	1029	140
205*	24.00	18.00	52.3	18.00	4114	140

All figures are given for coil without pre-energization, at ambient temperature +23°C.

Other coil voltages on request.

\* Available only in standard coil configurations

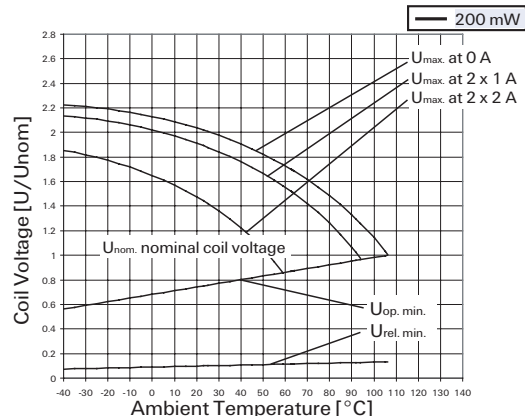


**Coil versions, high dielectric version, monostable, overmolded**

Coil code	Rated voltage VDC	Operate voltage VDC	Limiting Voltage VDC	Release Voltage VDC	Coil resistance $\Omega \pm 10\%$	Rated coil power mW
008	3.00	2.25	6.1	0.30	45	200
001	5.00	3.75	10.1	0.50	125	200
002	6.00	4.50	12.1	0.60	180	200
006	9.00	6.75	18.2	0.90	405	200
003	12.00	9.00	24.2	1.20	720	200

All figures are given for coil without pre-energization, at ambient temperature +23°C.

Other coil voltages on request.



**Insulation Data**

	Standard	HDV
<b>Initial dielectric strength</b>		
between open contacts	1000V <sub>rms</sub>	1500V <sub>rms</sub>
between contact and coil	1500V <sub>rms</sub>	1500V <sub>rms</sub>
between adjacent contacts	1000 V <sub>rms</sub>	1500V <sub>rms</sub>
<b>Initial surge withstand voltage</b>		
according to Telcordia TR-NWT-001089 (2/10μs)		
between open contacts	2000V	2500V
between contact and coil	2500V	2500V
between adjacent contacts	2500V	2500V
according to (10/700 μs IEC 60950)		
between open contacts	2000V	2500V
between contact and coil	2500V	2500V
between adjacent contacts	2500V	2500V
<b>Initial insulation resistance at 500 Vdc</b>		
	> 10 <sup>9</sup> Ω	
<b>Capacitance</b>		
between open contacts	max. 1pF	
between contact and coil	max. 2pF	
between adjacent contacts	max. 1.5pF	
<b>Clearance /creepage</b>		
according to IEC / EN 60950	1.3/2.5mm	

**Other Data**

Material compliance: EU RoHS/ELV, China RoHS, REACH, Halogen content refer to the Product Compliance Support Center at [www.te.com/customer-support/rohssupportcenter](http://www.te.com/customer-support/rohssupportcenter)

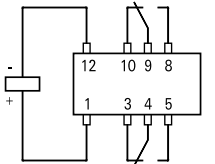
Ambient temperature	-40 to +85°C
Category of environmental protection	RT III - wash tight
IEC 61810	35g, 10 to 1000Hz
Vibration resistance (functional)	
Shock resistance (functional)	100g
IEC 60068-2-27 (half sine)	PCB-THT, SMT long and short terminals
Terminal type	max. 2.8 g
<b>Weight</b>	
Resistance to soldering heat THT	265°C/10s
IEC 60068-2-20	MSL3
Moisture sensitive level, JEDEC J-Std-020E	Related to SMT relays and THT relays packed in reel
Ultrasonic cleaning	not recommended
<b>Packaging/unit</b>	
THT	tubes/2000 pcs.
THT	reel/1500 pcs.
SMT	reel/2000 pcs. or 2500 pcs.

**P2 Relay V23079** (Continued)

**Terminal assignment**

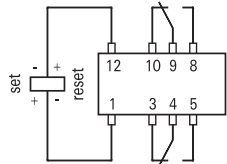
TOP view on component side of PCB

Monostable version



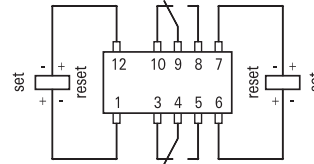
ECR0912-C

Bistable version, 1-coil



ECR0912-C

Bistable version, 2-coils



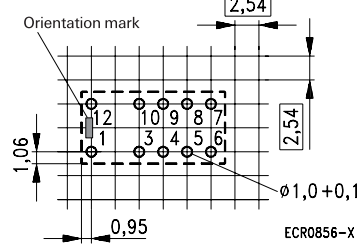
ECR0913-K

Contacts are shown in reset condition.  
Both coils can be used as either set or reset coils.  
Contact position might change during transportation and must be reset before use.

**PCB layout**

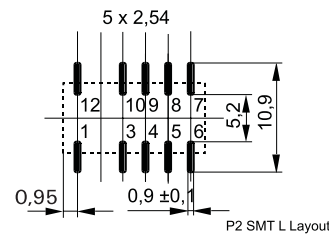
TOP view on component side of PCB

THT version



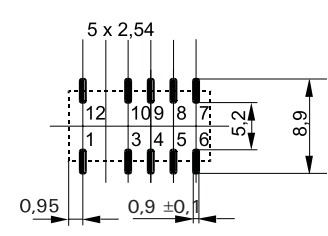
ECR0856-X

SMT, long terminals



P2 SMT L Layout

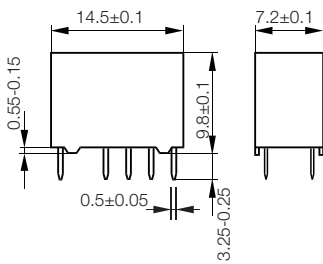
SMT, short terminals



**Dimensions**

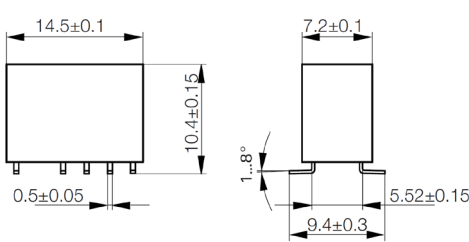
Standard coil

THT version



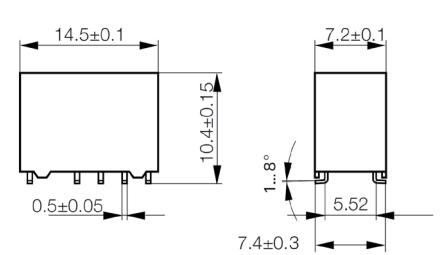
ECR0856-X

SMT, long terminals



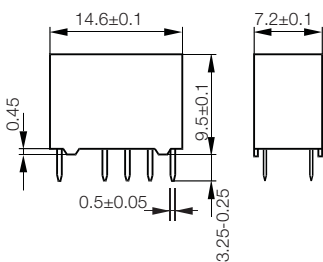
P2 SMT L Layout

SMT, short terminals



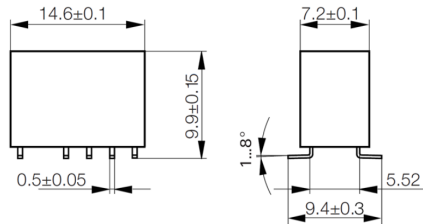
Overmolded coil, high dielectric version

THT version



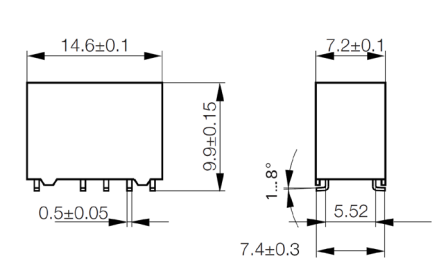
ECR0856-X

SMT, long terminals



P2 SMT L Layout

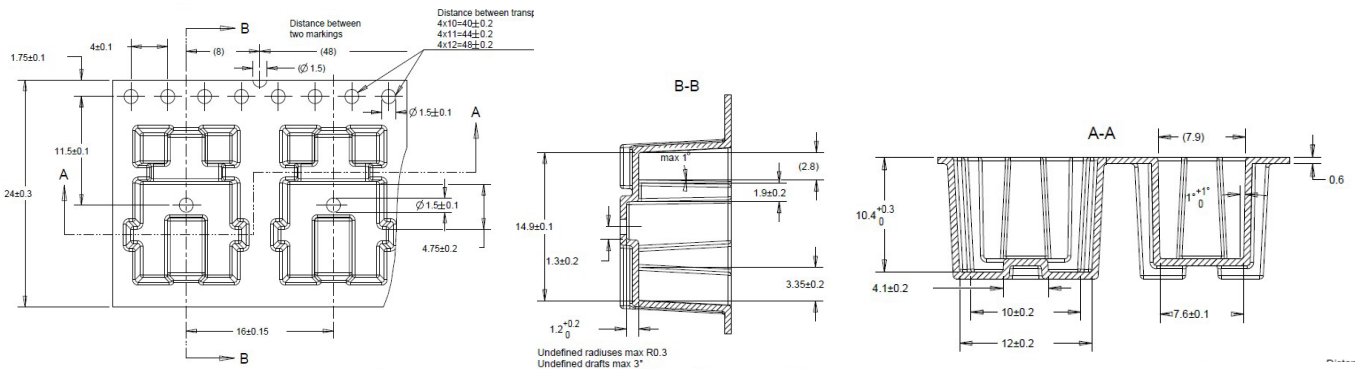
SMT, short terminals



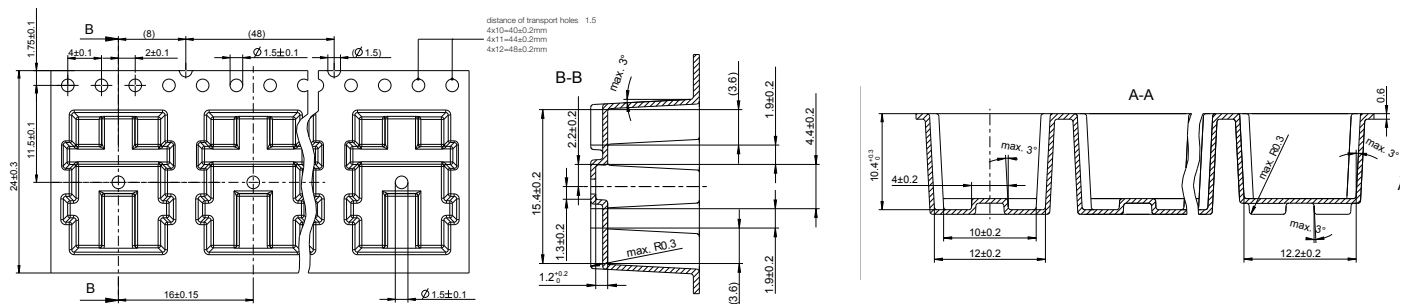


**P2 Relay V23079 (Continued)**

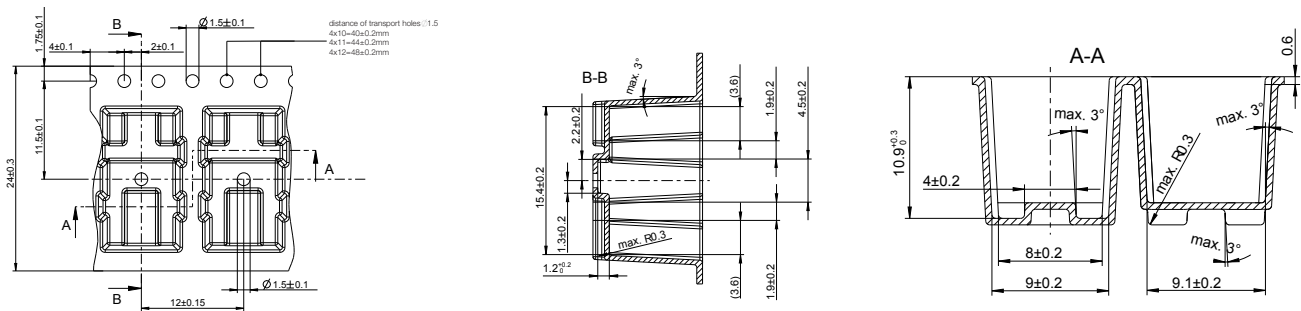
**SMT - LONG TERMINALS, OVERMOLDED COIL**



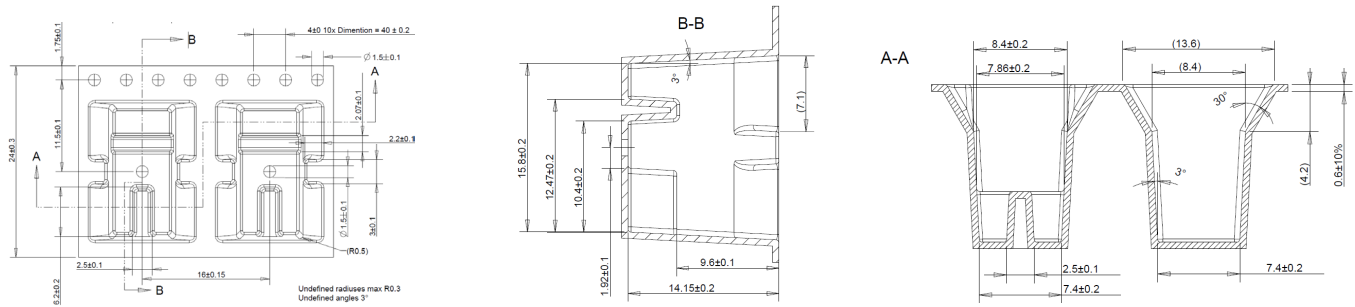
**SMT - LONG TERMINALS, STANDARD COIL**



**SMT - SHORT TERMINALS**



**THT - REEL**



**P2 Relay V23079** (Continued)

**Product code structure**

Typical product code **V23079 A 1 001 B 301**

<b>Type</b> V23079 Signal Relay P2 Series		
<b>Version</b>		
<b>A</b> THT, monostable	<b>D</b> SMT, monostable, long term.	<b>G</b> SMT, monostable, short term.
<b>B</b> THT, latching, 2 coils	<b>E</b> SMT, latching, 2 coils long term.	<b>H</b> SMT, latching, 2 coils short term.
<b>C</b> THT, latching, 1 coil	<b>F</b> SMT, latching, 1 coil long term.	<b>J</b> SMT, latching, 1 coil short term.
<b>Coil design</b>		
<b>1</b> Standard coil (not for high dielectric version)		
<b>2</b> Overmolded coil		
<b>Coil</b> Coil code: please refer to coil versions table		
<b>Version</b>		
<b>B</b> Standard version		
<b>X</b> Special version (High dielectric, THT packed in reel)		
<b>Contacts</b> for standard versions		
<b>301</b> 2 form C contacts (2 CO), AgNi +Au		
<b>Contacts</b> for dielectric versions		
<b>07*</b> 2 form C contacts (2 CO), AgNi +Au		
<b>Packing</b>		
<b>X1**</b> THT version packed in reel		

\* any digit

Product code	Version	Coil design	Coil type	Coil voltage	Part number
V23079-A1001-B301	THT	Standard	Monostable	5VDC	1393788-3
V23079-A1006-B301				9VDC	2-1393788-0
V23079-A1005-B301				24VDC	1-1393788-6
V23079-A1008-B301				3VDC	2-1393788-2
V23079-A2008-B301		Overmolded		3VDC	6-1419120-6
V23079-A2011-B301				4.5VDC	3-1393789-9
V23079-A2001-B301				5VDC	3-1393789-5
V23079-A2002-B301				6VDC	3-1393789-6
V23079-A2006-B301				9VDC	3-1393789-8
V23079-A2003-B301				12VDC	3-1393789-7
V23079-B1218-B301		Standard	Bistable, 2 coils	2.4VDC	1422002-8
V23079-B1208-B301				3VDC	4-1393788-1
V23079-B1211-B301				4.5VDC	4-1393788-2
V23079-B1201-B301				5VDC	3-1393788-3
V23079-B1202-B301				6VDC	3-1393788-5
V23079-B1206-B301				9VDC	3-1393788-9
V23079-B1203-B301				12VDC	3-1393788-6
V23079-B1205-B301				24VDC	3-1393788-7
V23079-B2219-B301		Overmolded		2VDC	1-1422002-2
V23079-B2218-B301				2.4VDC	1-1422002-1
V23079-B2208-B301				3VDC	1-1422002-0
V23079-B2201-B301				5VDC	1422002-9
V23079-C1108-B301		Standard	Bistable, 1 coils	3VDC	5-1393788-3
V23079-C1111-B301				4.5VDC	5-1393788-4
V23079-C1101-B301				5VDC	4-1393788-5
V23079-C1102-B301				6VDC	4-1393788-7
V23079-C1106-B301				9VDC	5-1393788-1

**P2 Relay V23079** (Continued)

Product code	Version	Coil design	Coil type	Coil voltage	Part number							
V23079-D1001-B301	SMT, long pins	Standard	Monostable	5VDC	5-1393788-5							
V23079-D1003-B301				12VDC	5-1393788-7							
V23079-D1006-B301				9VDC	5-1393788-9							
V23079-D1005-B301				24VDC	5-1393788-8							
V23079-D1008-B301				3VDC	6-1393788-1							
V23079-D1011-B301				4.5VDC	6-1393788-2							
V23079-D2008-B301				Overmolded		3VDC	4-1393789-7					
V23079-D2011-B301						4.5VDC	4-1393789-8					
V23079-D2001-B301						5VDC	4-1393789-3					
V23079-D2002-B301						6VDC	4-1393789-4					
V23079-D2006-B301						9VDC	4-1393789-6					
V23079-D2003-B301						12VDC	4-1393789-5					
V23079-E1219-B301						Standard	Bistable, 2 coils	2VDC	1-1422007-0			
V23079-E1218-B301								2.4VDC	1422007-5			
V23079-E1208-B301								3VDC	7-1393788-1			
V23079-E1211-B301								4.5VDC	7-1393788-2			
V23079-E1201-B301	5VDC	6-1393788-8										
V23079-E1202-B301	6VDC	1393789-5										
V23079-E1206-B301	9VDC	1393789-9										
V23079-E1203-B301	12VDC	6-1393788-9										
V23079-E1205-B301	24VDC	7-1393788-0										
V23079-E2219-B301	Overmolded		2VDC	1422007-6								
V23079-E2201-B301			5VDC	1422007-7								
V23079-E2208-B301			3VDC	1422007-8								
V23079-E2218-B301			2.4VDC	1422007-9								
V23079-F1108-B301	Standard	Bistable, 1 coil	3VDC	7-1393788-5								
V23079-F1111-B301			4.5VDC	1-1393789-4								
V23079-F1101-B301			5VDC	7-1393788-3								
V23079-F1102-B301			6VDC	1-1393789-0								
V23079-F1106-B301			9VDC	1-1393789-2								
V23079-F1103-B301			12VDC	7-1393788-4								
V23079-F1105-B301			24VDC	1-1393789-1								
V23079-G1001-B301			SMT, short pins	Monostable	5VDC	7-1393788-6						
V23079-G1005-B301					24VDC	7-1393788-8						
V23079-G2008-B301					Overmolded		3VDC	5-1393789-4				
V23079-G2016-B301							4VDC	1393790-5				
V23079-G2011-B301							4.5VDC	5-1393789-5				
V23079-G2001-B301							5VDC	4-1393789-9				
V23079-G2002-B301							6VDC	5-1393789-0				
V23079-G2006-B301							9VDC	5-1393789-3				
V23079-G2003-B301							12VDC	5-1393789-1				
V23079-H1208-B301	Standard	Bistable, 2 coils					3VDC	2-1393789-4				
V23079-H1211-B301							4.5VDC	8-1393788-4				
V23079-H1201-B301							5VDC	2-1393789-0				
V23079-H1202-B301					6VDC	2-1393789-1						
V23079-H1206-B301					9VDC	2-1393789-3						
V23079-H1203-B301					12VDC	8-1393788-3						
V23079-H1205-B301					24VDC	2-1393789-2						
V23079-J1108-B301				Bistable, 1 coil	3VDC	2-1393789-9						
V23079-J1111-B301					4.5VDC	3-1393789-0						
V23079-J1101-B301					5VDC	2-1393789-5						
V23079-J1102-B301					6VDC	2-1393789-6						
V23079-J1103-B301					12VDC	2-1393789-7						
V23079-J1105-B301					24VDC	2-1393789-8						
V23079-G2008-X079					SMT, short pins	High dielectric Overmolded	Monostable	3VDC	1422006-5			
V23079-G2001-X071								5VDC	1422006-1			
V23079-G2002-X072								6VDC	1422006-2			
V23079-G2006-X073	9VDC	1422006-3										
V23079-G2003-X074	12VDC	1422006-4										
V23079-A2003-X074	THT		12VDC	1422025-7								
V23079-A2008-X079			3VDC	1-1422025-1								
V23079-A2008-X101			THT packed in reel	Overmolded				3VDC	6-1419170-9			
V23079-A2011-X102								4.5VDC	3-1393790-1			
V23079-A2001-X103								5VDC	3-1393790-2			
V23079-A2002-X104								6VDC	3-1393790-3			
V23079-A2006-X105								9VDC	3-1393790-4			
V23079-A2003-X106								12VDC	3-1393790-5			
V23079-B2219-X107										Bistable, 2 coils	2VDC	1-1422003-0
V23079-B2218-X108											2.4VDC	1-1422003-1
V23079-B2208-X109	3VDC	1-1422003-2										
V23079-B2201-X110	5VDC	1422003-3										

# Mouser Electronics

Authorized Distributor

Click to View Pricing, Inventory, Delivery & Lifecycle Information:

## TE Connectivity:

[V23079D1005B301](#) [V23079B1205B301](#) [V23079B1203B301](#) [V23079D1003B301](#) [V23079D1001B301](#)  
[V23079C1103B301](#) [V23079A2003B301](#) [V23079D2011B301](#) [V23079G2001B301](#) [V23079A1005B301](#)  
[V23079B1201B301](#) [V23079A1001B301](#) [V23079A1003B301](#) [V23079D2003B301](#) [V23079E1203B301](#)  
[V23079A2001B301](#) [V23079D2001B301](#) [V23079G2003B301](#) [V23079E1201B301](#) [V23079F1101B301](#)  
[V23079G2003X074](#) [V23079G2002B301](#) [V23079G2016B301](#) [V23079G1005B301](#) [V23079A2006B301](#)  
[V23079F1108B301](#) [V23079D2008B301](#) [V23079G2008B301](#) [V23079E1208B301](#) [V23079G2011B301](#)  
[V23079D1008B301](#) [V23079A1008B301](#) [V23079A2008B301](#) [V23079B1208B301](#) [V23079A1006B301](#)  
[V23079G2001X071](#)