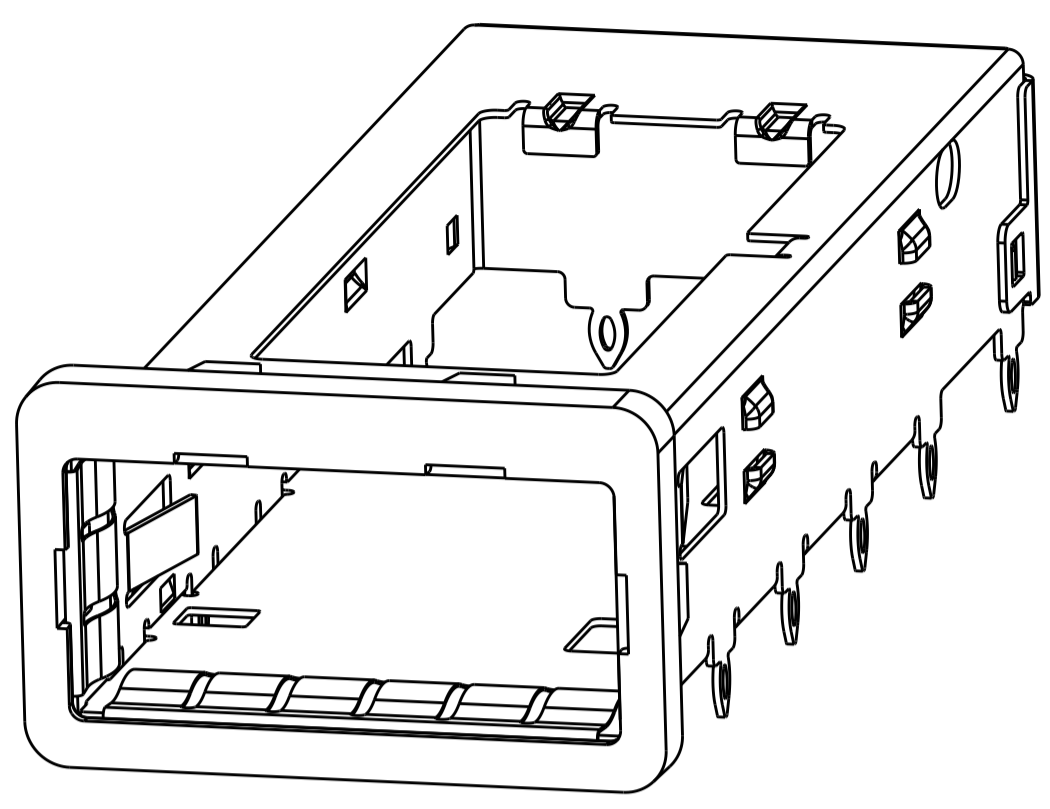
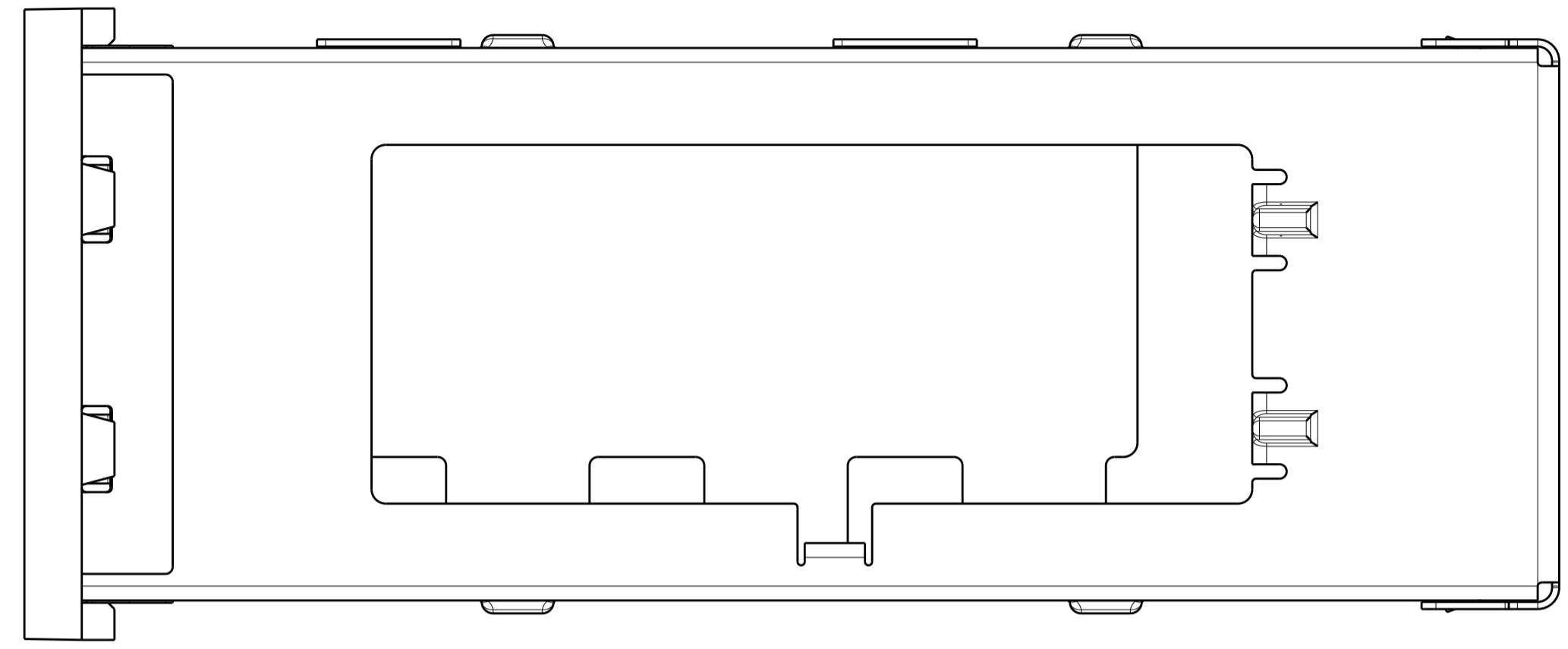


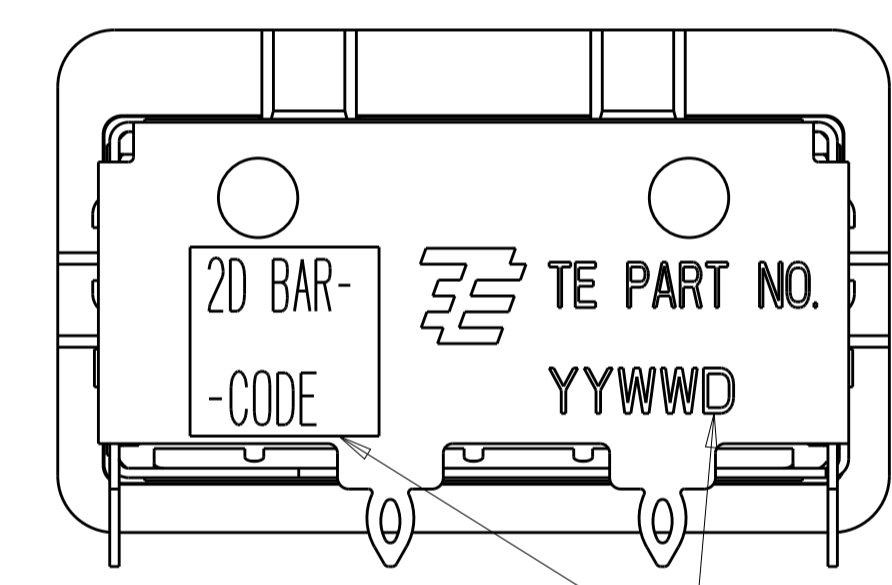
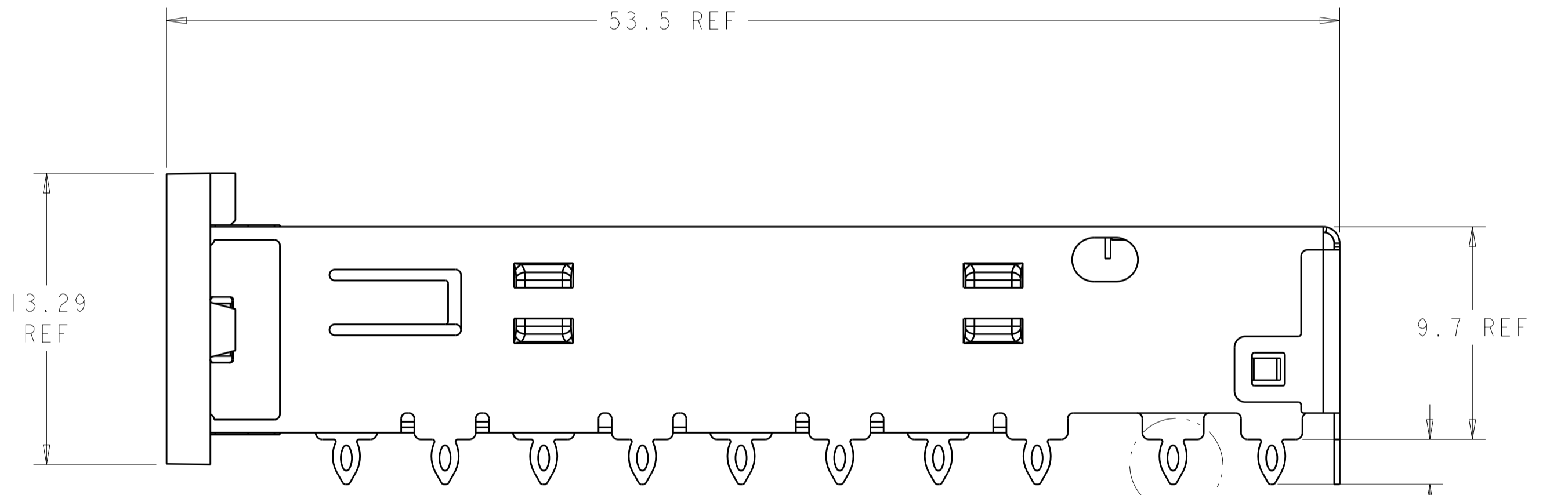
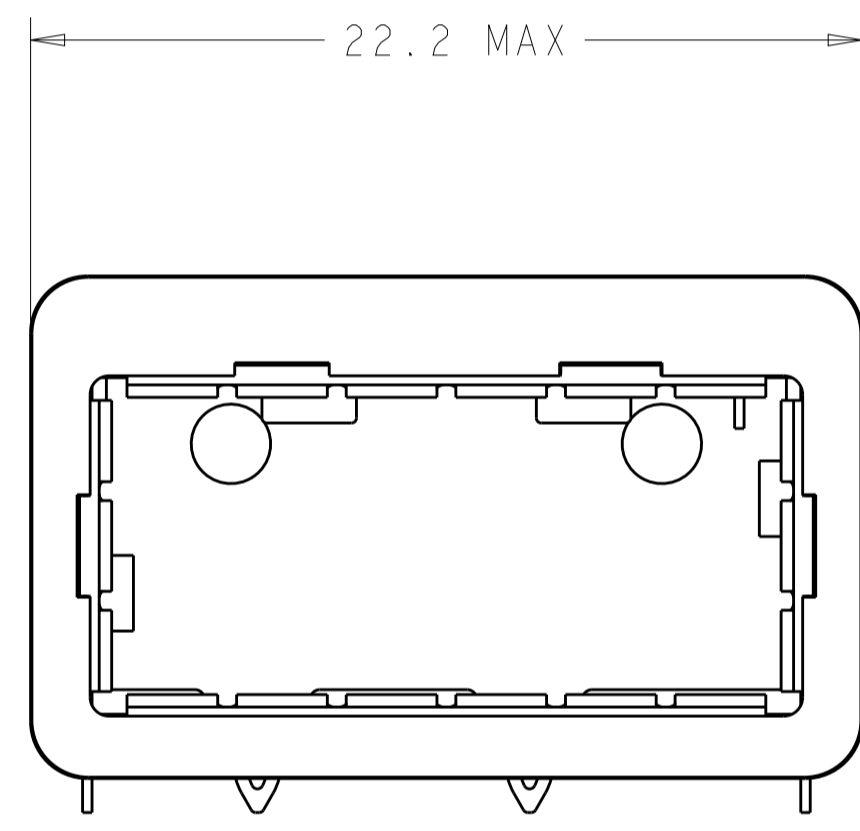
REVISIONS				
P.	LTN	DESCRIPTION	DATE	APVD
C	REV PER	ECR-13-013755	30AUG2013	RG AC
D	REVISE PER	ECO-14-018993	22DEC2014	RG MC
D1	REVISED PER	ECO-15-000148	9APR2015	RG MC



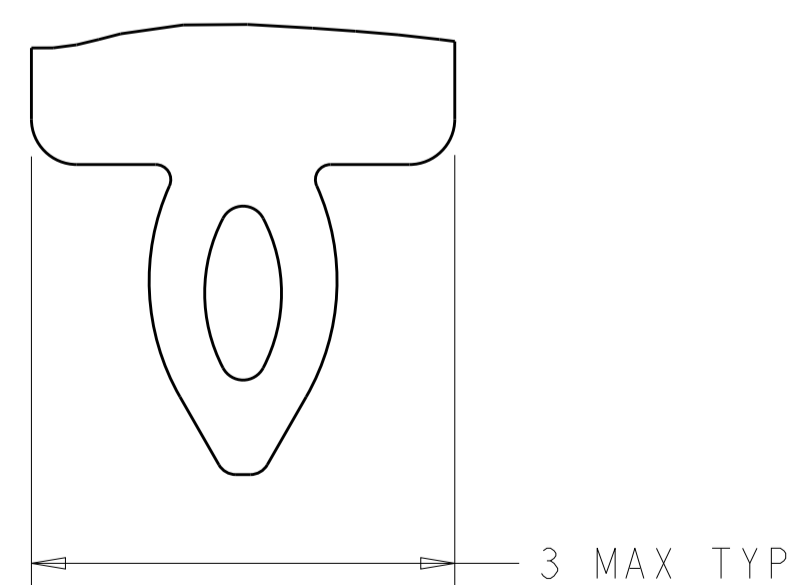
ISOMETRIC VIEW
SCALE 4:1



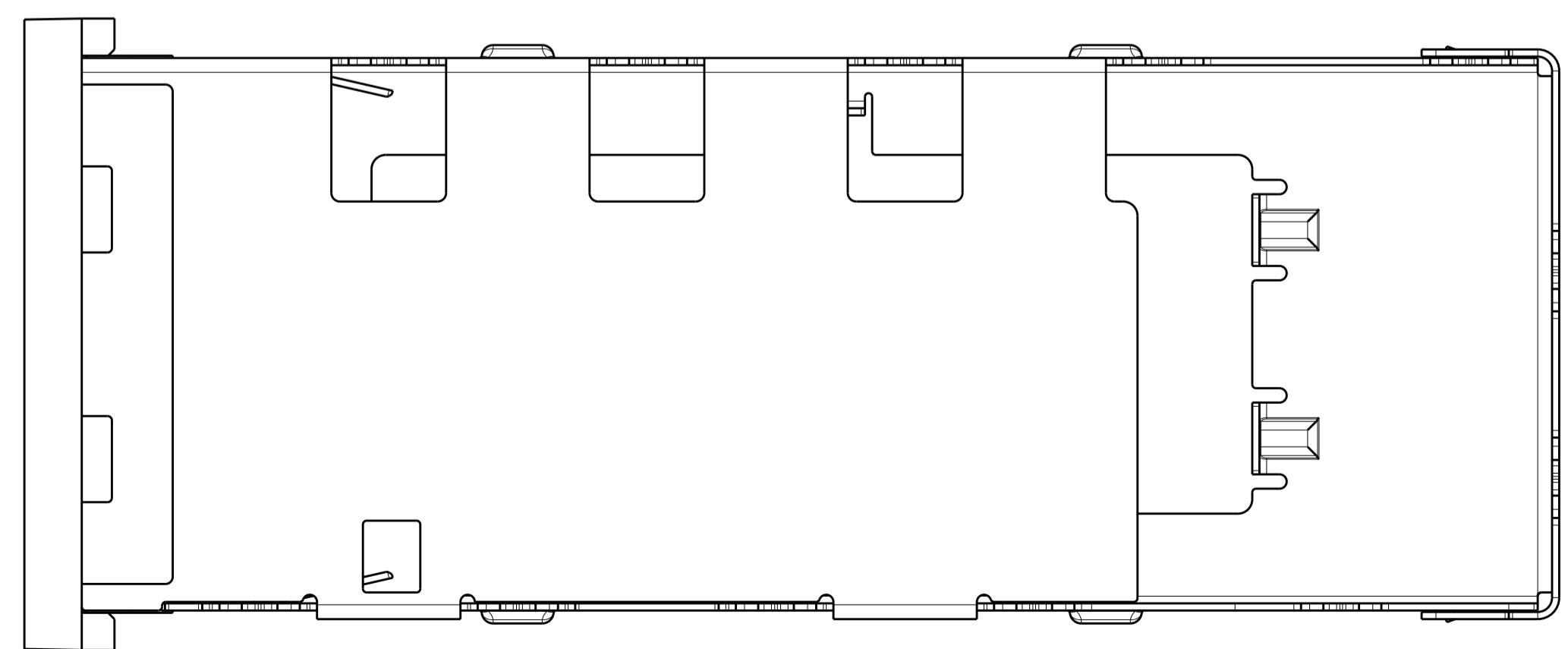
- 1 SURFACE TRACES PERMITTED WITHIN THIS LENGTH EXCEPT WHERE CAGE STANDOFFS, SHOWN IN DETAIL J, CONTACT PC BOARD.
- 2 MINIMUM PITCH DIMENSION.
- 3. MATES WITH QSFP MSA COMPATIBLE TRANSCEIVER.
- 4 REFERENCE APPLICATION SPEC 114-13218 FOR RECOMMENDED DRILL HOLE DIAMETER AND PLATING THICKNESS.
- 5 DATUM AND BASIC DIMENSIONS ESTABLISHED BY CUSTOMERS.
- 6 DIMENSION C IS THE NOMINAL THICKNESS OF CUSTOMER SUPPLIED PC BOARD,
SINGLE SIDED PC BOARD MINIMUM THICKNESS: 1.45
DOUBLE SIDED PC BOARD MINIMUM THICKNESS: 2.7.
- 7 DATUM -A- IS TOP SURFACE OF THE HOST BOARD.
- 8 2D BARCODE AND DATE CODE (YYWW) MARKED APPROXIMATELY AS SHOWN.
- 9 CAGE MATERIAL: 0.25 THICK NICKEL SILVER
EMI SPRING MATERIAL: COPPER ALLOY
FRONT FLANGE MATERIAL: ZINC ALLOY.
- 10 EMI SPRING FINISH: 2µm TIN
FRONT FLANGE FINISH: 3µm MIN THICK TIN OVER 1.27µm
MIN THICK NICKEL OVER 5.08µm
MIN THICK COPPER.



SEE DETAIL J



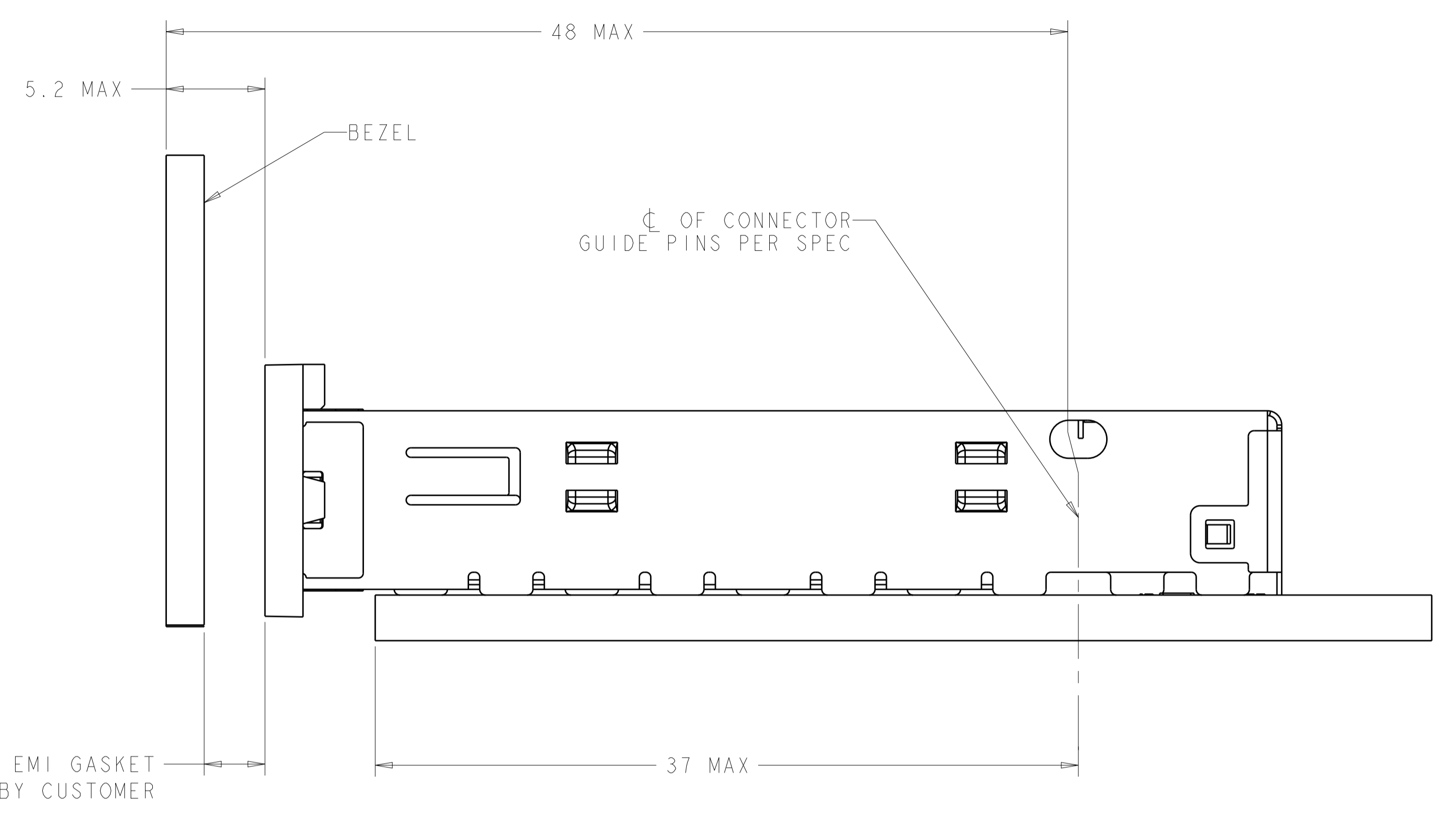
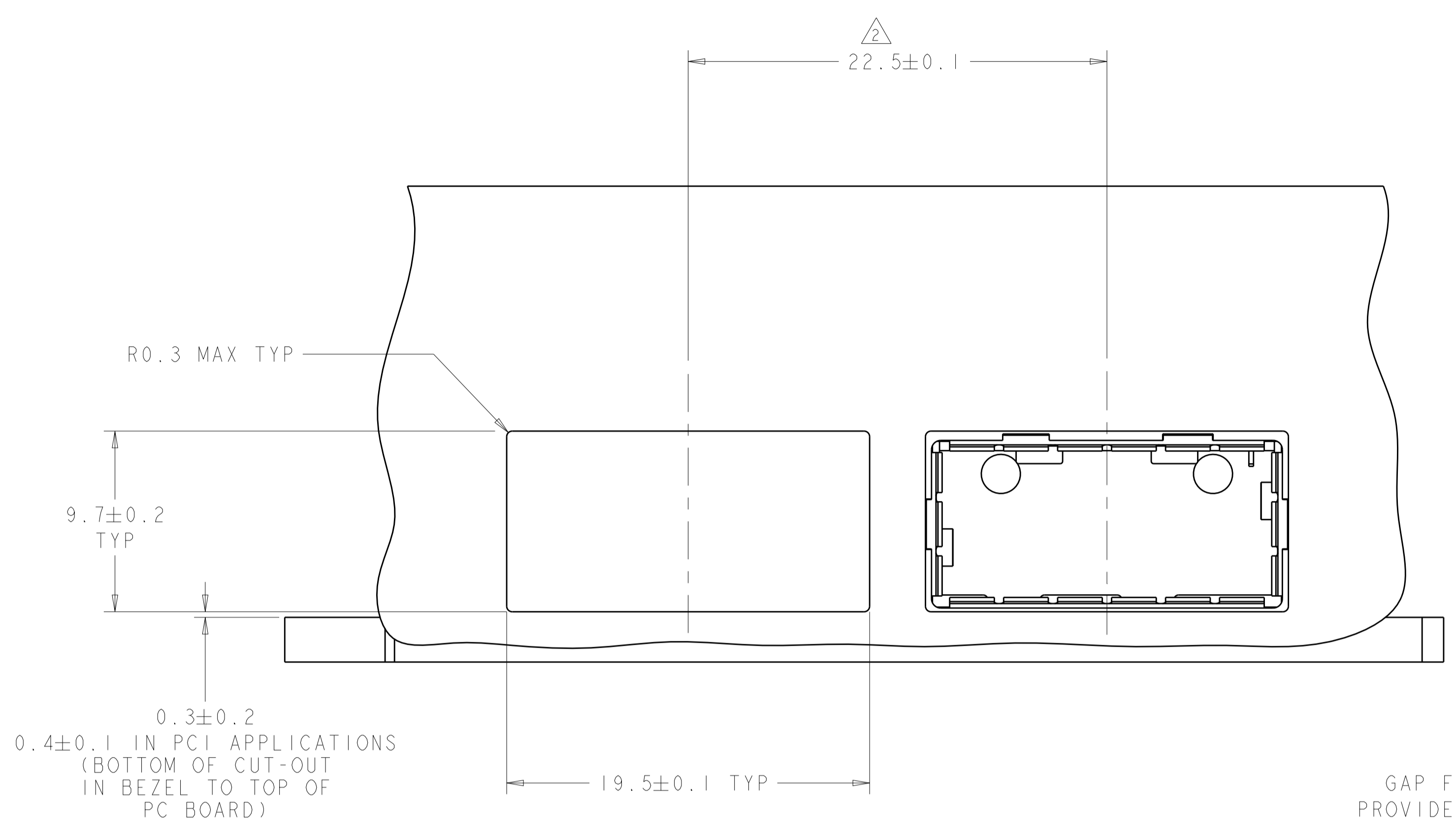
DETAIL J
SCALE 20:1



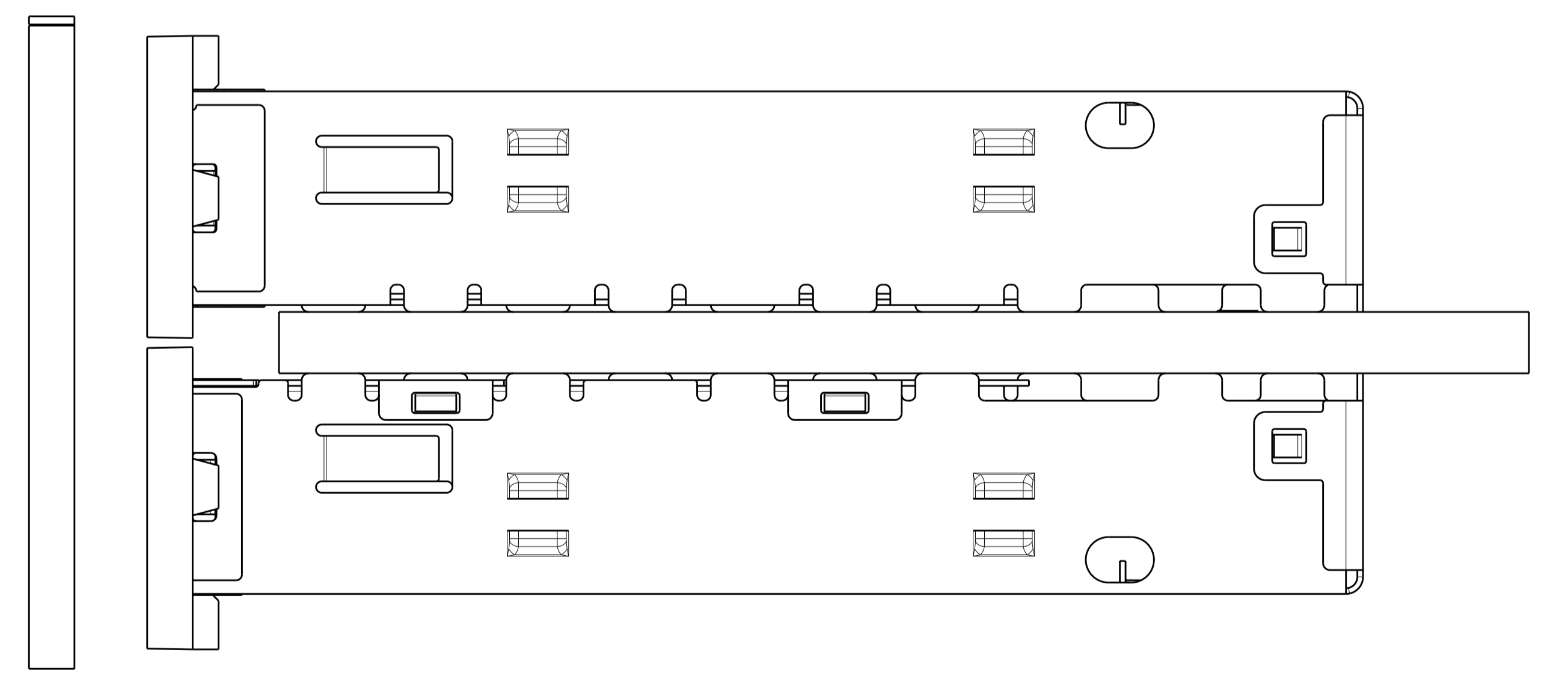
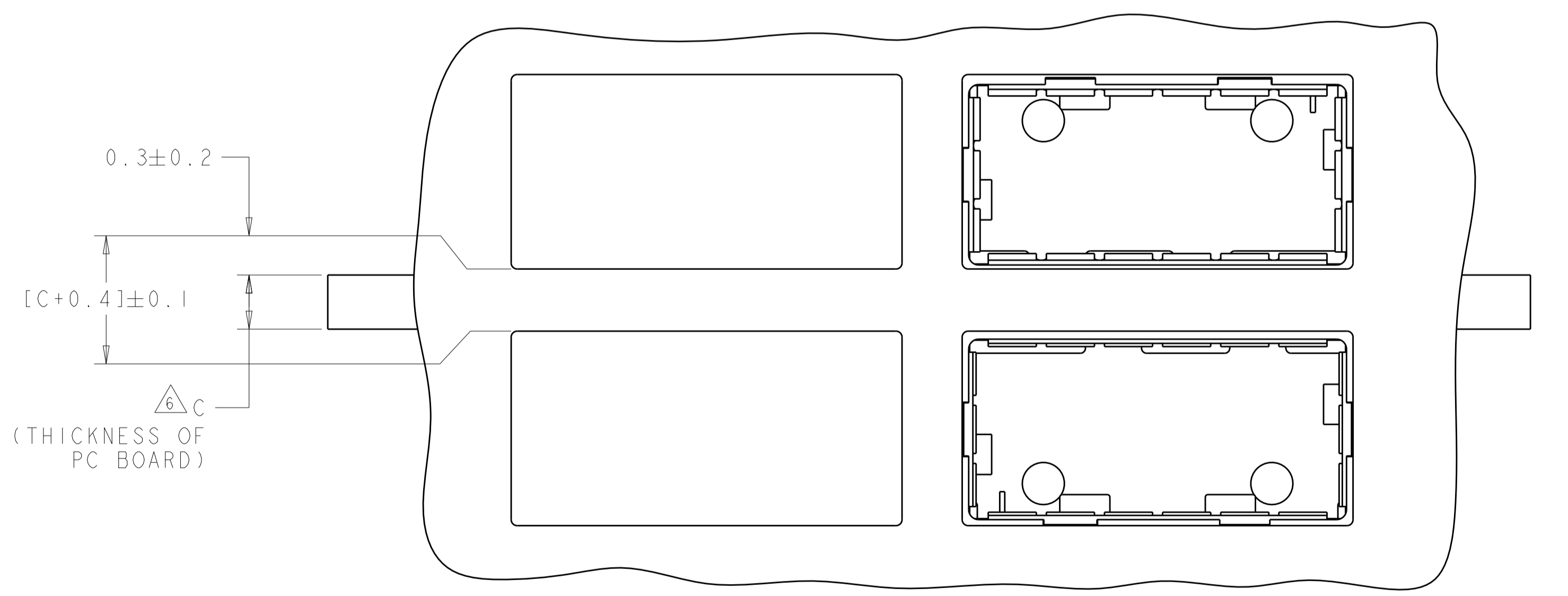
1888781-1
PART NUMBER

THIS DRAWING IS A CONTROLLED DOCUMENT.		OWN: C. VALENTINE 06FEB2007	
DIMENSIONS: mm		CHK: E. BRIGHT 06FEB2007	
TOLERANCES UNLESS OTHERWISE SPECIFIED:		APVD: E. BRIGHT 06FEB2007	NAME: CAGE ASSEMBLY, BEHIND BEZEL, QSFP
0 PLC ±0.5	1 PLC ±0.13	PRODUCT SPEC: 108-2286	SIZE: -
2 PLC ±0.13	3 PLC ±0.013	APPLICATION SPEC: 114-13218	RESTRICTED TO: -
4 PLC ±0.0001	ANGLES ±0.0001	WEIGHT: -	Customer Drawing
MATERIAL: 9		FINISH: 10	SCALE: 5:1 SHEET 1 OF 4 REV: D1

REVISIONS				
P.	LTN.	DESCRIPTION	DATE	APVD.
-	-	SEE SHEET 1	-	-



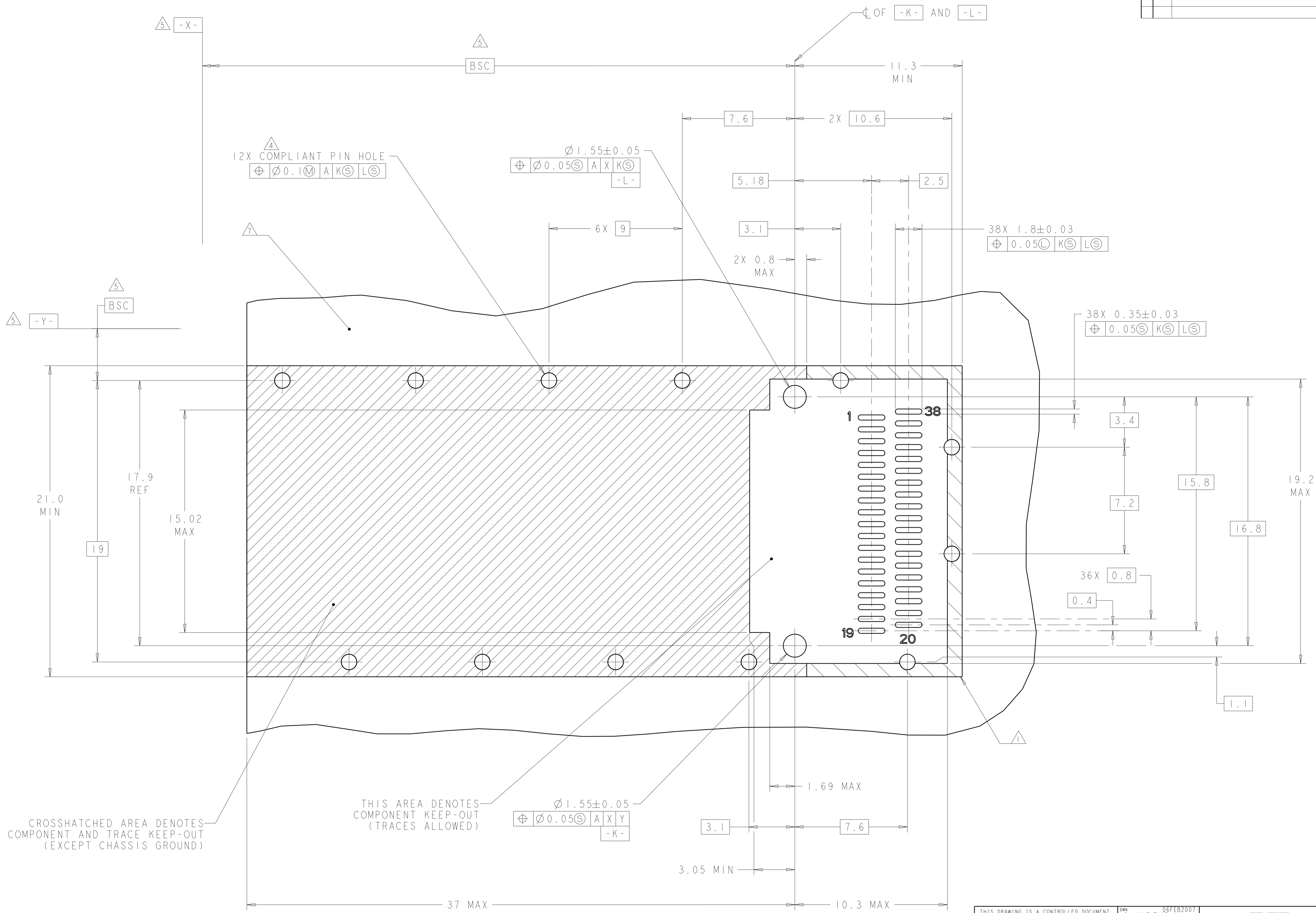
ONE SIDED CONFIGURATION



BELLY TO BELLY CONFIGURATION
 SIMILAR TO ONE SIDED EXCEPT
 WHERE NOTED

THIS DRAWING IS A CONTROLLED DOCUMENT.		OWN: C. VALENTINE 06FEB2007	TE Connectivity NAME: CAGE ASSEMBLY, BEHIND BEZEL, QSFP PRODUCT SPEC: 108-2286 APPLICATION SPEC: 114-13218 WEIGHT: - Customer Drawing	RESTRICTED TO	
DIMENSIONS:		CHK: E. BRIGHT 06FEB2007		SIZE: A1	SCALE: 5:1
TOLERANCES UNLESS OTHERWISE SPECIFIED:		APVD: E. BRIGHT 06FEB2007		CAGE CODE: 100779	SHEET: 2 OF 4
mm 0 PLC ± 1 PLC ±0.5 2 PLC ±0.13 3 PLC ±0.013 4 PLC ±0.001 ANGLES ±		DRAWING NO: 1888781 DATE: 06FEB2007 REV: D1		REV: D1	REV: D1

REVISIONS				
P.	LTN.	DESCRIPTION	DATE	APVD.
-	-	SEE SHEET 1	-	-



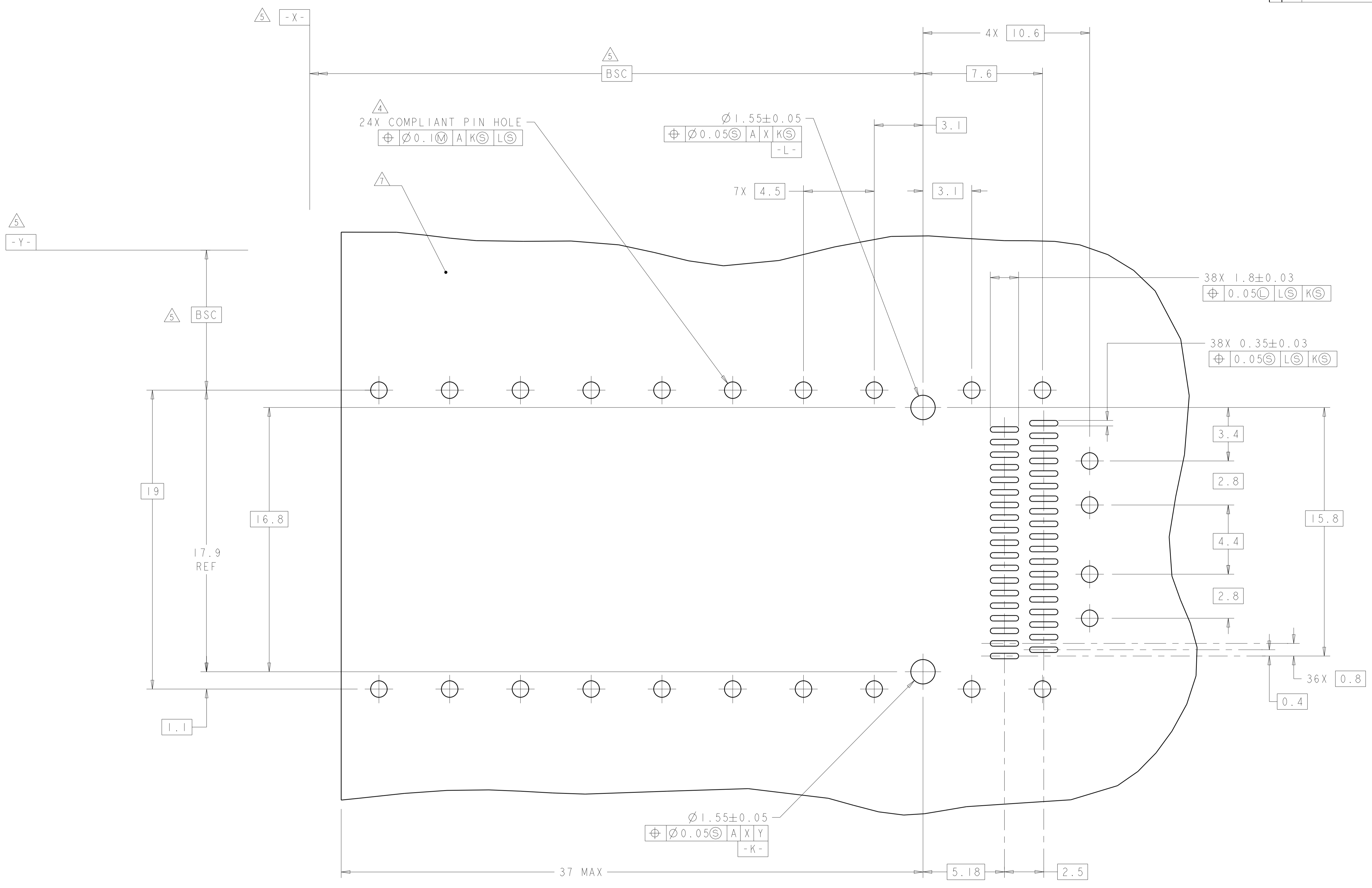
CROSSHATCHED AREA DENOTES COMPONENT AND TRACE KEEP-OUT (EXCEPT CHASSIS GROUND)

THIS AREA DENOTES COMPONENT KEEP-OUT (TRACES ALLOWED)

RECOMMENDED SINGLE-SIDE PC BOARD LAYOUT SCALE 8:1

THIS DRAWING IS A CONTROLLED DOCUMENT.		OWN C. VALENTINE 06FEB2007	TE Connectivity
DIMENSIONS: mm		CHK E. BRIGHT 06FEB2007	
		APVD F. BRIGHT 06FEB2007	
0 PLC ±0.5 2 PLC ±0.13 3 PLC ±0.013 4 PLC ±0.001 ANGLES ±0.0001		NAME CAGE ASSEMBLY, BEHIND BEZEL, QSFP	
MATERIAL	FINISH	PRODUCT SPEC 108-2286	SIZE CAGE CODE DRAWING NO. A100779C=1888781
		APPLICATION SPEC 114-13218	RESTRICTED TO
		WEIGHT	SCALE 5:1 SHEET 3 OF 4 REV D1
		Customer Drawing	

REVISIONS				
P.	LTN	DESCRIPTION	DATE	APPD
-	-	SEE SHEET 1	-	-



RECOMMENDED PCB LAYOUT
 BELLY TO BELLY CONFIGURATION
 SEE SHEET 3 FOR KEEP OUT AREAS
 SCALE 8:1

THIS DRAWING IS A CONTROLLED DOCUMENT.		OWN C. VALENTINE 06FEB2007	TE Connectivity
DIMENSIONS:		CHK E. BRIGHT 06FEB2007	
mm	TOLERANCES UNLESS OTHERWISE SPECIFIED:	APPD E. BRIGHT 06FEB2007	NAME CAGE ASSEMBLY, BEHIND BEZEL, QSFP
0 PLC ±0.5 2 PLC ±0.13 3 PLC ±0.013 4 PLC ±0.001 ANGLES ±0.0001	FINISH - -	PRODUCT SPEC 108-2286 APPLICATION SPEC 114-13218 WEIGHT - Customer Drawing	SIZE A100779C=1888781 RESTRICTED TO -
SCALE 5:1		SHEET 4 OF 4	REV D1

Mouser Electronics

Authorized Distributor

Click to View Pricing, Inventory, Delivery & Lifecycle Information:

[TE Connectivity:](#)

[1888781-1](#)