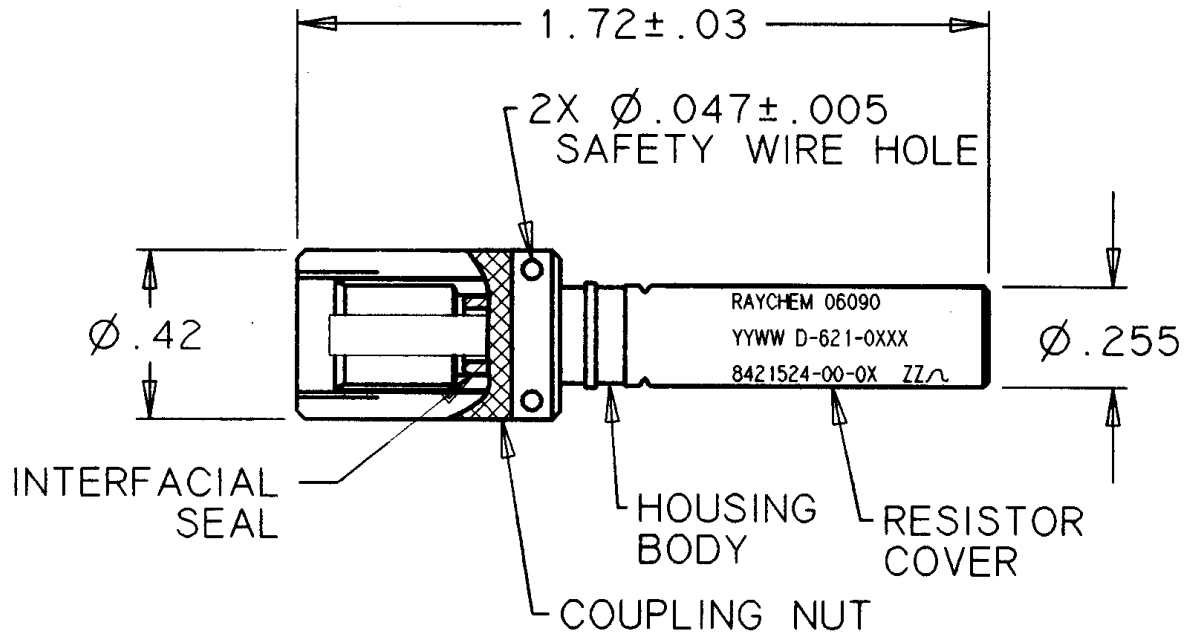


-XXXX(-L) *
 -0112(-L)
 -0406(-L)
 -0407(-L)
 -0413(-L)
 -0415(-L)
 -0417(-L)
 -0418(-L)
 -0423(-L)
 -0424(-L)

REVISIONS			
LTR	DESCRIPTION	DATE	APPROVED
N	RELEASED PER E.C.N. T-8409	87-7	I.M.
A	REVISED PER E.C.N. T-8576	87-9-2	I.M.
B	REVISED PER E.C.N. T-9548	88-4-7	I.M.
C	REVISED PER E.C.N. T-10386	88-7-15	Z.T.
D	REVISED PER E.C.N. T-14157	90-4-10	Z.T.
E	REVISED PER E.C.N. T-16949 "WAS" D-621-XXXX(-L)	92-1-6	Z.T.

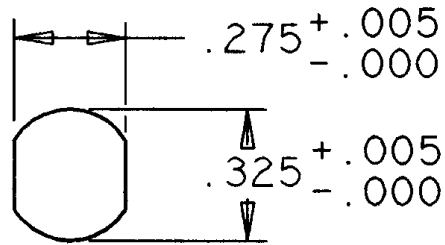


TRIAxIAL CONNECTOR, PLUG

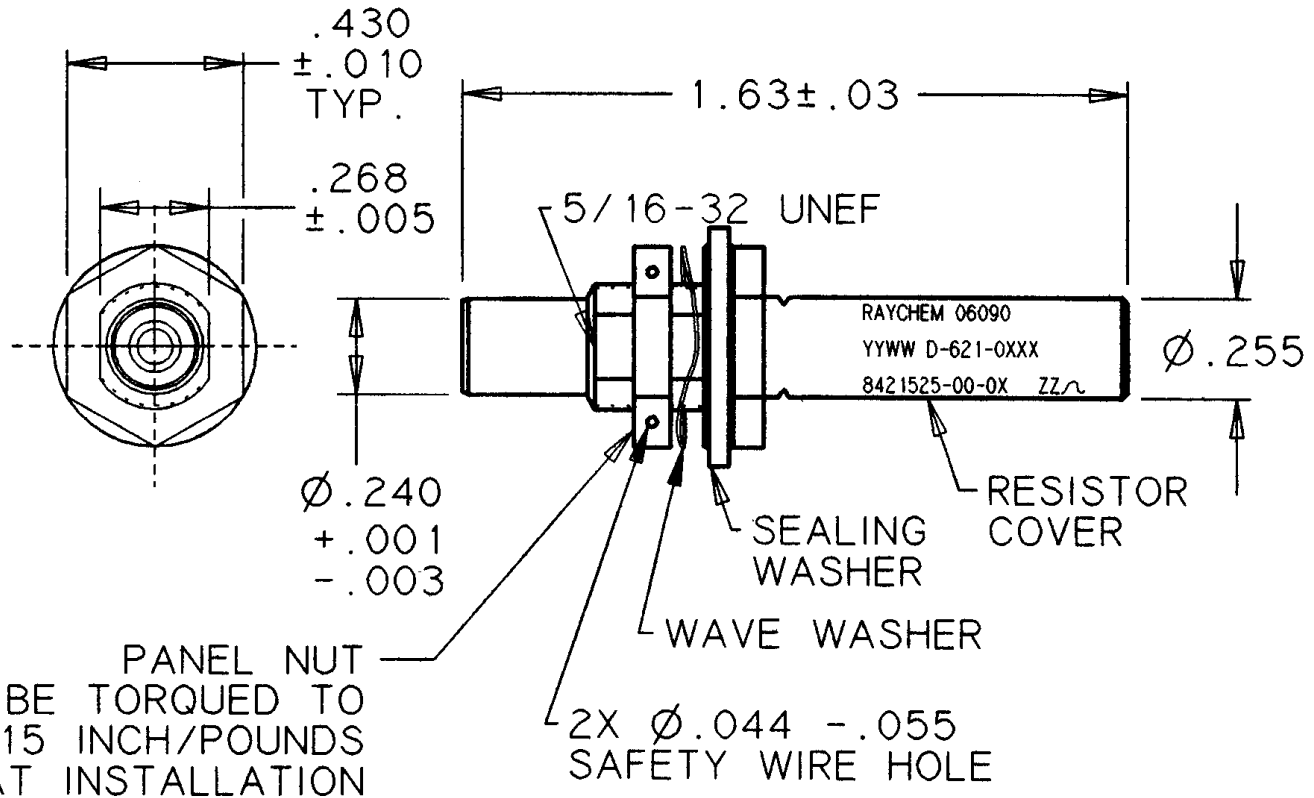
SPECIFICATION CONTROL DRAWING

If this document is printed it becomes uncontrolled.
Check for the latest revision.

UNLESS OTHERWISE SPECIFIED DIMENSIONS ARE IN INCHES. METRIC DIMENSIONS ARE IN BRACKETS. DECIMALS .XXX ± .005 { mm } .XX ± .01 { mm } ANGLES .X ± WEIGHT:	DRAWN	terry	87-6-22	 Tyco Electronics Corporation 300 Constitutional Drive Menlo Park, CA 94025 USA Raychem Electronics	TITLE THREADED CORROSION RESISTANT CONNECTORIZED, RESISTOR TERMINATOR INCLUDING USAF NUMBERS		
	CHECKED						
	APPROVED						
	APPROVED						
	CAD NAME	003375-1		SIZE	CODE IDENT. NO.	DWG. NO.	REV
	THIRD ANGLE PROJECTION			A	06090	D-621-0112/04XX(-L)	E
				DO NOT SCALE THIS DRAWING		SHEET 1 OF 6	



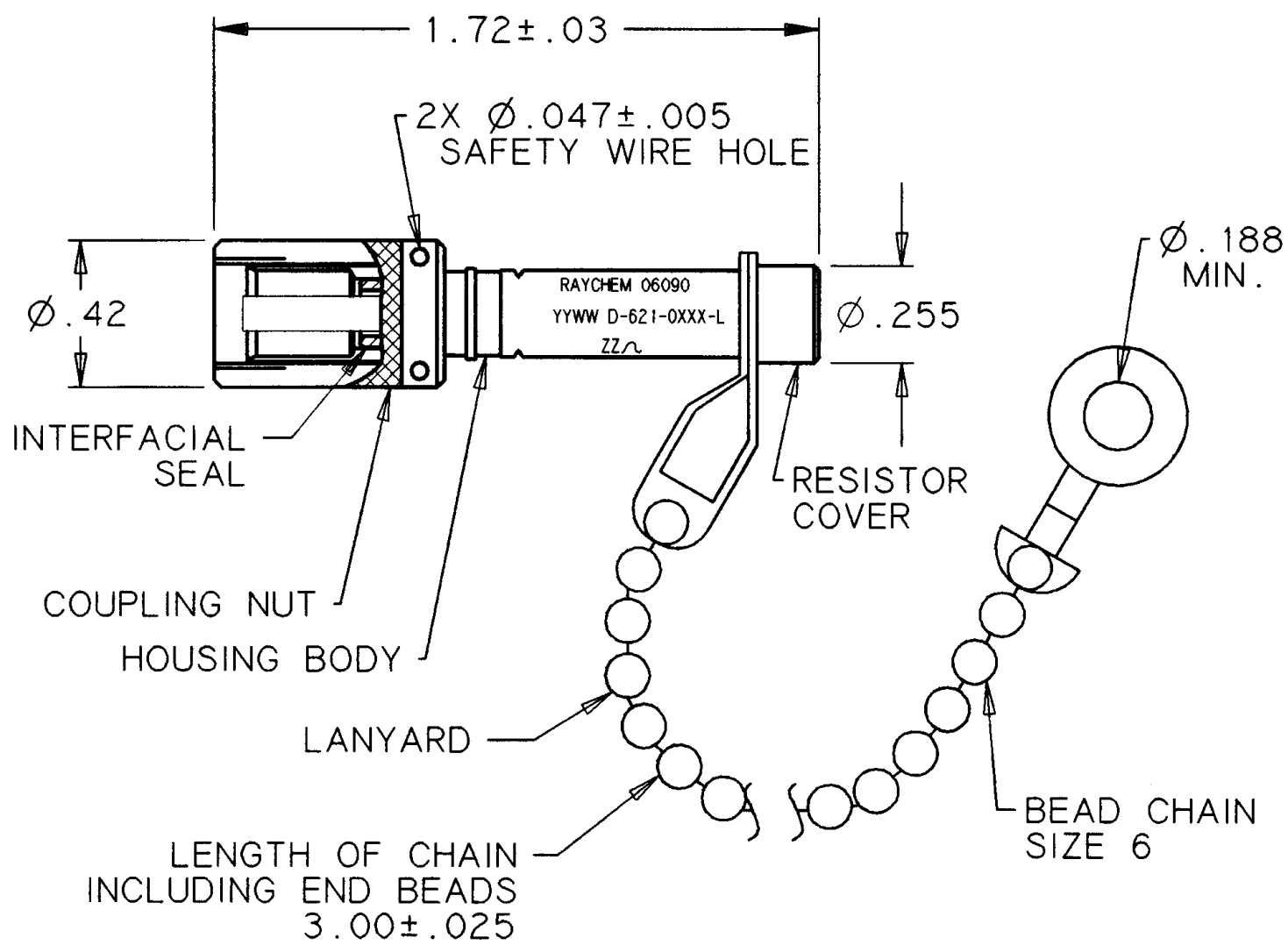
MOUNTING HOLE DIMENSION



TRIAxIAL CONNECTOR, JACK

If this document is printed it becomes uncontrolled.
Check for the latest revision.

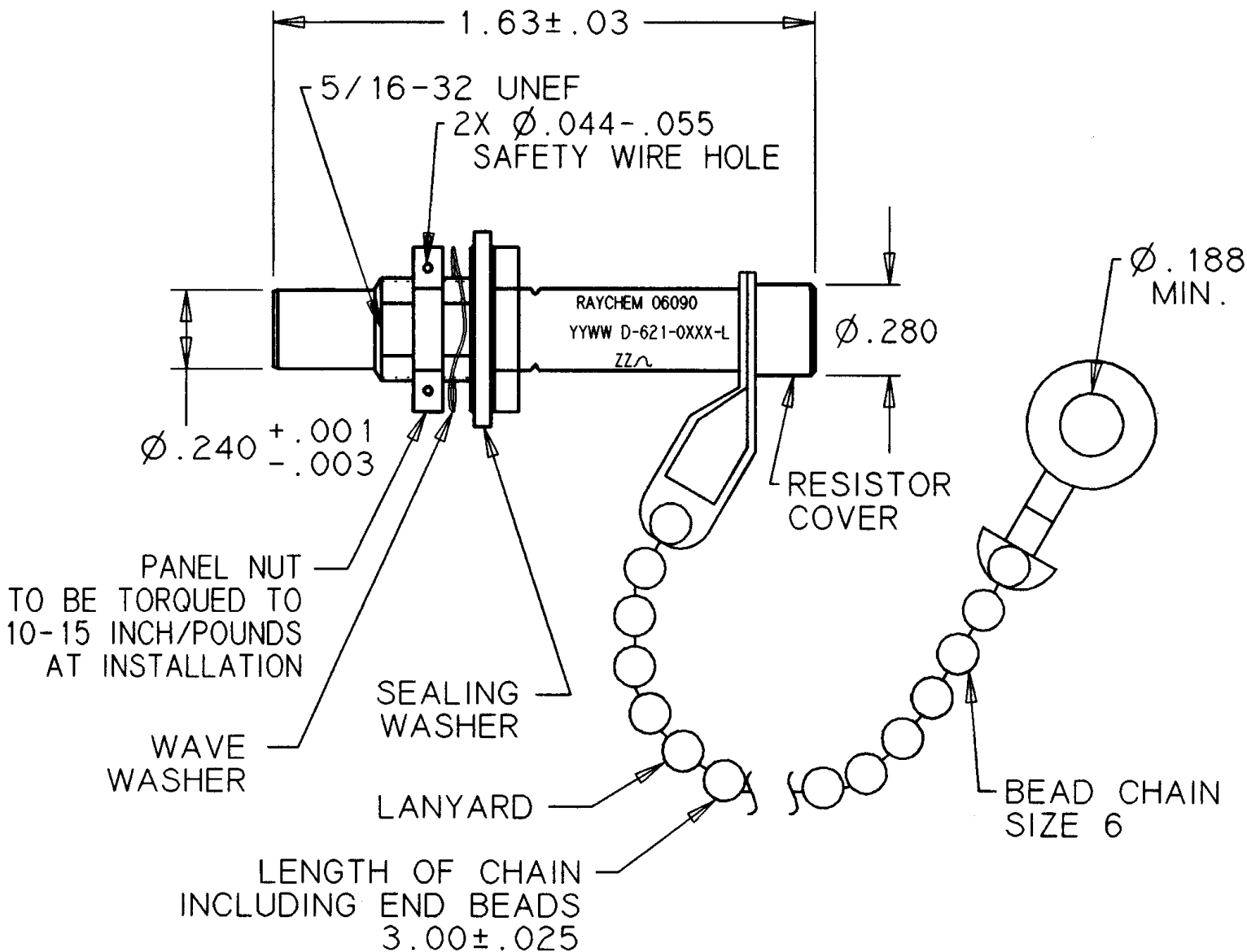
CAD NAME: 003375-2	DRAWN	J.B.K.	91 DEC 3	SIZE	CODE IDENT. NO.	DWG. NO.	REV
	ISSUED			A	06090	D-621-0112/04XX[-L]	E
DO NOT SCALE THIS DRAWING						SHEET 2 OF 6	



TRIAxIAL CONNECTOR, PLUG

If this document is printed it becomes uncontrolled.
Check for the latest revision.

CAD NAME: 003375-3	DRAWN	J.B.K.	91 DEC 3	SIZE	CODE IDENT. NO.	DWG. NO.	REV
	ISSUED			A	06090	D-621-0112/04XX[-L]	E
DO NOT SCALE THIS DRAWING						SHEET 3 OF 6	



TRIAXIAL CONNECTOR, JACK

If this document is printed it becomes uncontrolled.
Check for the latest revision.

CAD NAME: 003375-4	DRAWN	J.B.K.	91 DEC 3	SIZE	CODE IDENT. NO.	DWG. NO.	REV
	ISSUED			A	06090	D-621-0112/04XX[-L]	E
DO NOT SCALE THIS DRAWING						SHEET 4 OF 6	

1.0 MATERIALS

- 1.1 PLUG BODY AND COUPLING NUT: BRASS ALLOY PER ASTM B 16
- 1.2 JACK BODY: BECU PER QQ-C-530, ALLOY 173
CONDITION A OR H
- 1.3 PANEL NUT: BRASS ALLOY PER ASTM B 16
- 1.4 WAVE WASHER: SPRING STEEL OR BECU, TIN PLATED PER MIL-T-10727
- 1.5 RESISTOR COVER: STAINLESS STEEL TYPE 303 PER ASTM A582
- 1.6 LANYARD: CORROSION RESISTANT STEEL
- 1.7 SEALING WASHER:
 - 1.7.1 ELASTOMER: SILICONE PER AMS-3304
 - 1.7.2 WASHER: CORROSION RESISTANT STEEL PER MIL-S-5059
HALF HARD OR ANNEALED
PASSIVATED PER QQ-P-35

2.0 FINISHES

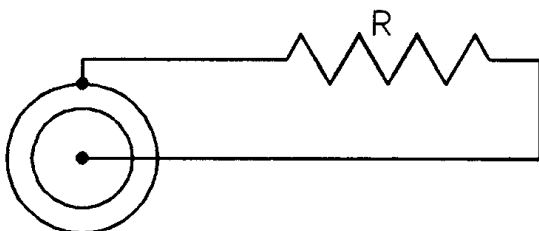
- 2.1 1.1 THRU 1.6: TIN PLATED PER MIL-T-10727 TYPE 1,
OVER SUITABLE NICKEL UNDERPLATE
TO WITHSTAND 500 HOUR SALT SPRAY TEST

3.0 INTERMATEABILITY

- 3.1 SEE TABLE
- 3.2 REFER TO RAYCHEM D-602-0126 AND D-602-0127 FOR CONTACT
INTERMATEABILITY, MATERIAL AND DIMENSIONS.

4.0 PERFORMANCE CHARACTERISTICS

- 4.1 OPERATING TEMPERATURE: -65°C TO +125°C
- 4.2 POWER RATING: 1 WATT MAX.
- 4.3 INSULATION RESISTANCE: GREATER THAN 5K MEG
- 4.4 HIGH POTENTIAL, MATED, SEA LEVEL: 900 VOLTS AT 60 HZ
- 4.5 TERMINATOR RESISTANCE: SEE TABLE
- 4.6 REFER TO RAYCHEM SPECIFICATIONS D-6025 AND D-6020 FOR
OTHER APPLICABLE PERFORMANCE AND QUALIFICATION REQUIREMENTS.
- 4.7 SALT SPRAY CORROSION RESISTANCE: 500 HOURS



R=SEE TABLE FOR RESISTANCE VALUE.
SHEET 6 OF 6

If this document is printed it becomes uncontrolled.
Check for the latest revision.

CAD NAME: 003375-5	DRAWN	J. B. K.	91 DEC 3	SIZE	CODE IDENT. NO.	DWG. NO.	REV
	ISSUED			A	06090	D-621-0112/04XX[-L]	E
DO NOT SCALE THIS DRAWING						SHEET 5 OF 6	

NOTES:

⚠ SUFFIX "L" INDICATES PARTS WITH LANYARD.

⚠ WEIGHT: PLUG: 19 GRAMS MAX., WITH LANYARD 24 GRAMS MAX.
 JACK: 14 GRAMS MAX., WITH LANYARD 19 GRAMS MAX.

⚠ DRAWING NO.	CONN.	INSTALLED CONTACT	MATING CONNECTOR	MATING CONTACT	RESISTANCE VALUE ±2%
D-621-0112(-L)	PLUG	PIN	D-621-0412	SOCKET	50 OHMS
D-621-0406(-L)	JACK	SOCKET	D-621-0411	PIN	78 OHMS
D-621-0407(-L)	PLUG	SOCKET	D-621-0412	PIN	3000 OHMS
D-621-0413(-L)	PLUG	PIN	D-621-0412	SOCKET	78 OHMS
D-621-0415(-L)	PLUG	SOCKET	D-621-0412	PIN	78 OHMS
D-621-0417(-L)	PLUG	PIN	D-621-0412	SOCKET	3000 OHMS
D-621-0418(-L)	JACK	PIN	D-621-0411	SOCKET	78 OHMS
D-621-0423(-L)	JACK	PIN	D-621-0411	SOCKET	3000 OHMS
D-621-0424(-L)	JACK	SOCKET	D-621-0411	PIN	3000 OHMS

U.S. AIR FORCE SPECIAL MARKING	
AIR FORCE TERMINATOR	AIR FORCE DRAWING NO.
D-621-0406	8421525-00-04
D-621-0407	8421524-00-02
D-621-0413	8421524-00-03
D-621-0415	8421524-00-04
D-621-0417	8421524-00-01
D-621-0418	8421525-00-03
D-621-0423	8421525-00-01
D-621-0424	8421525-00-02

If this document is printed it becomes uncontrolled.
Check for the latest revision.

CAD NAME: 003375-6	DRAWN	J.B.K.	91 DEC 3	SIZE	CODE IDENT. NO.	DWG. NO.	REV
	ISSUED			A	06090	D-621-0112/04XX(-L)	E
DO NOT SCALE THIS DRAWING						SHEET 6 OF 6	



Mouser Electronics

Authorized Distributor

Click to View Pricing, Inventory, Delivery & Lifecycle Information:

[TE Connectivity:](#)

[D-621-0424](#)