

## Type BMB-A Series

### Key Features

- Effective EMI Protection
- Wide Frequency Characteristics
- High Soldering Heat Resistance
- Various Package Sizes Available
- Suited to a Variety of Applications



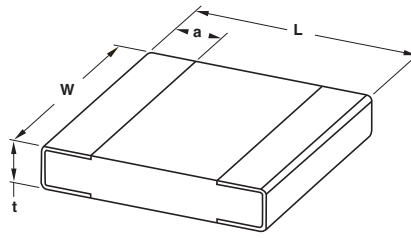
The BMB A Series of beads cover a wide range of impedance characteristics. The chip beads have a monolithic organic material construction that minimizes the effect of electromagnetic interference. These are high loss types for general use. This series is offered in 04:02, 06:03 and 08:05 package sizes.

### Specifications

Part Number	Impedance (ohms) at 100MHz (±25%)	DC Resistance (ohms) maximum	Rated Current (mA) maximum
BMB-1E-0030A-N2	30	0.15	500
BMB-1E-0120A-N2	120	0.25	
BMB-1E-0300A-N2	300	0.45	300
BMB-1E-0470A-N2	470	0.55	
BMB-1E-0600A-N2	600	0.65	200
BMB-1J-0030A-N2	30	0.2	400
BMB-1J-0040A-N2	40		
BMB-1J-0060A-N2	60	0.4	300
BMB-1J-0080A-N2	80		
BMB-1J-0100A-N2	100	0.5	200
BMB-1J-0120A-N2	120		
BMB-1J-0180A-N2	180	0.5	200
BMB-1J-0220A-N8A	220		
BMB-1J-0240A-N2	240	0.7	150
BMB-1J-0300A-N2	300		
BMB-1J-0450A-N2	450	1.0	100
BMB-1J-0600A-N8	600		
BMB-1J-01000A-N2	1000		
BMB-2A-0010A-N1	10	0.1	600
BMB-2A-0017A-N2	17		
BMB-2A-0030A-N1	30	0.3	500
BMB-2A-0080A-N4	80		
BMB-2A-0120A-N1	120	0.5	400
BMB-2A-0120A-N2			
BMB-2A-0120A-N4	150	0.6	300
BMB-2A-0150A-N1			
BMB-2A-0220A-N4	220	0.8	250
BMB-2A-0300A-N1	300		
BMB-2A-0400A-N2	400	1.0	200
BMB-2A-0600A-N1	600		
BMB-2A-0600A-N2			1.5
BMB-2A-0600A-N4			
BMB-2A-1000A-N4	1000		
BMB-2A-1200A-N4	1200		
BMB-2A-1500A-N4	1500		
BMB-2A-2000A-N4	2000		
BMB-2A-2700A-N4	2700		

## Type BMB-A Series

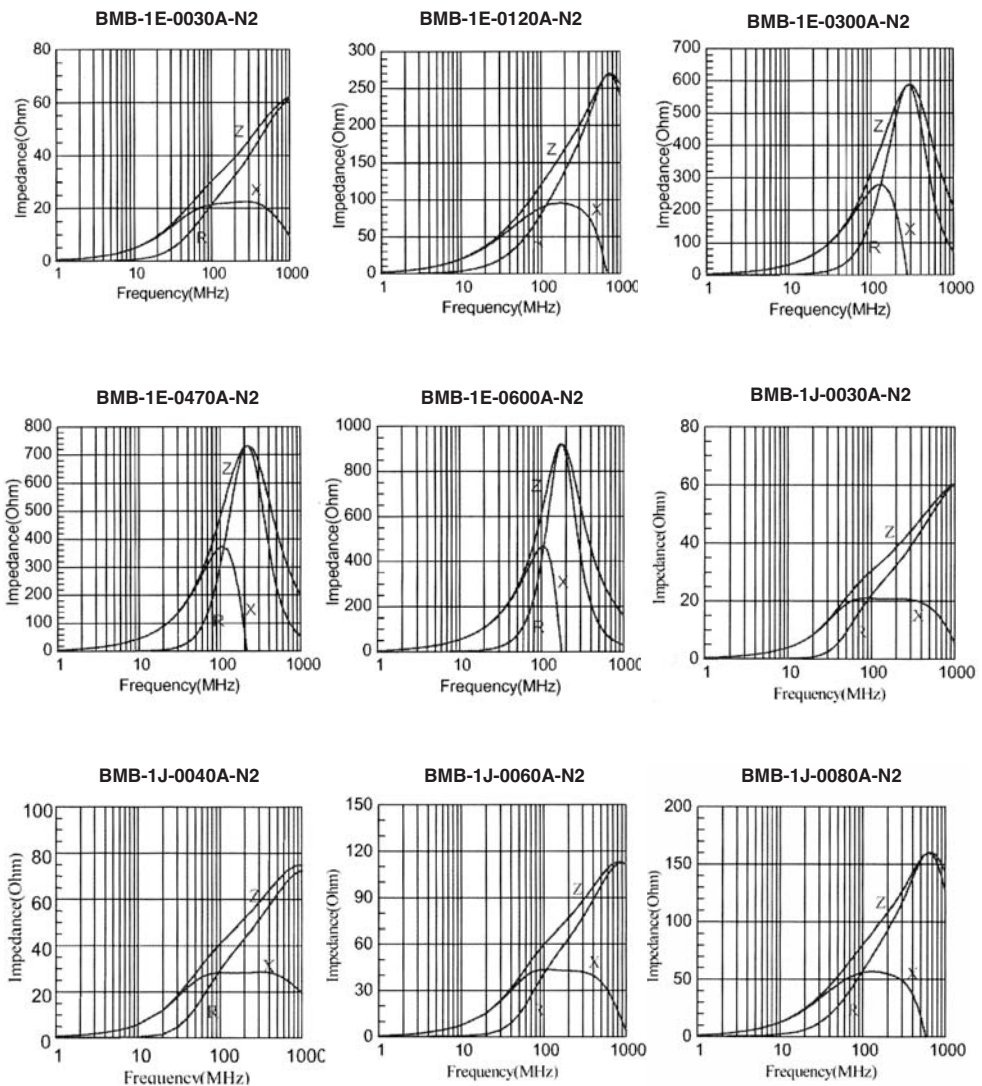
### Chip Dimensions



Size	Code	L	W	t	a
0402	1E	1.0 ±0.10	0.5 ±0.10	0.5 ±0.10	0.25 ±0.10
0603	1J	1.6 ±0.15	0.8 ±0.15	0.8 ±0.15	0.3 ±0.20
0805	2A	2.0 ±0.20	1.2 ±0.20	0.9 ±0.20	0.5 ±0.30

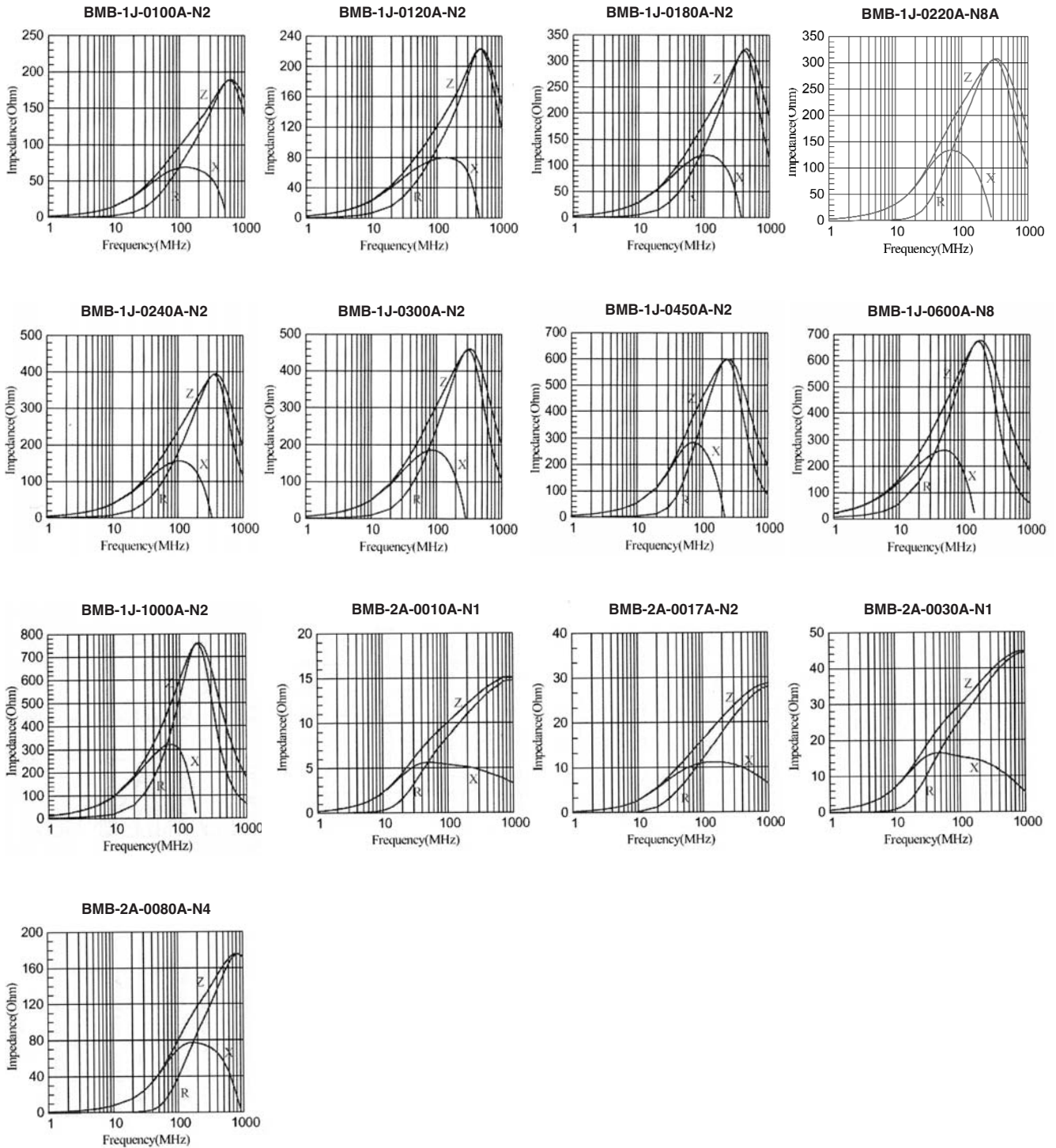
Operating Temperature Range: -55°C to +125°C

### Characteristic Curves



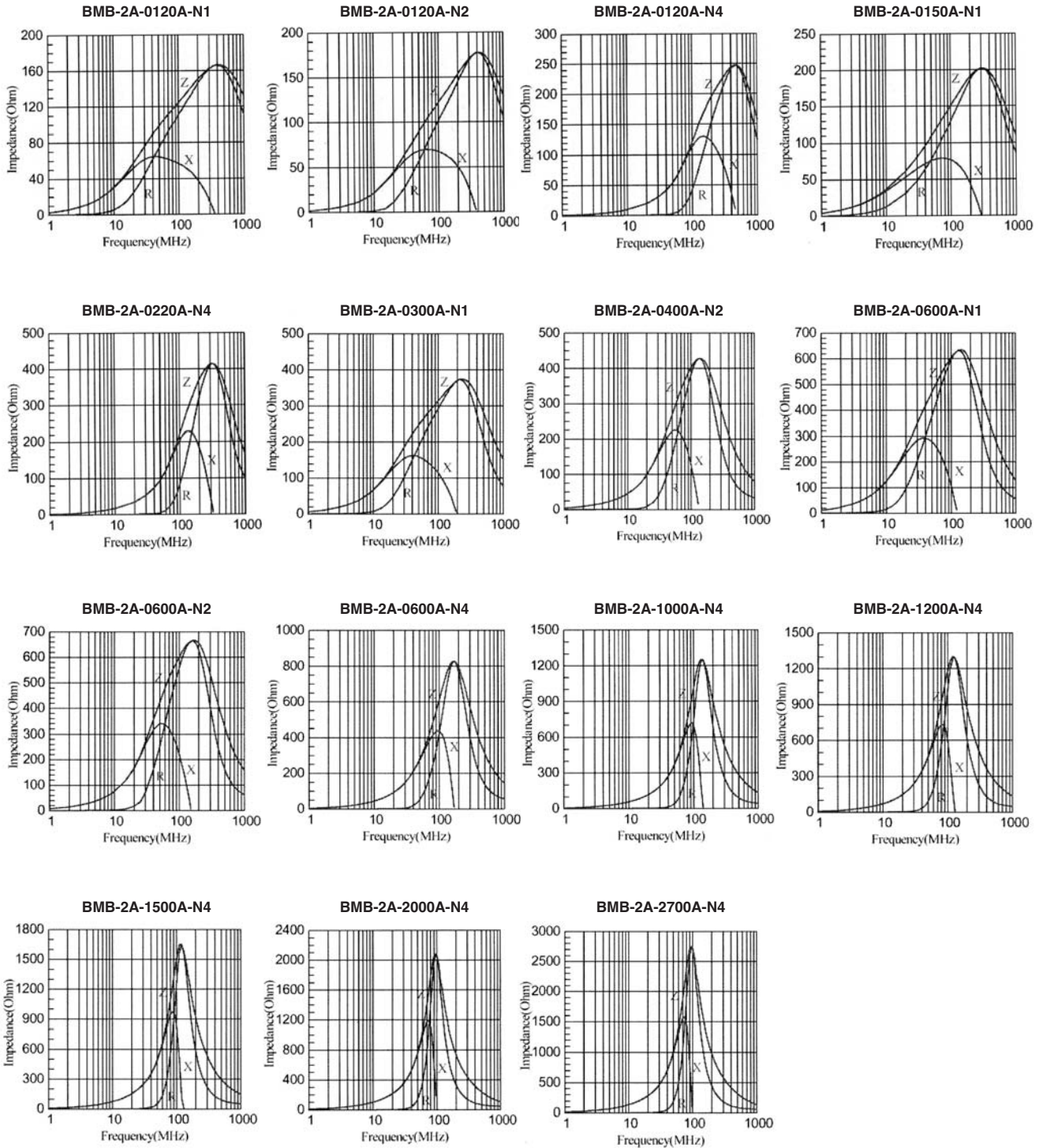
**Type BMB-A Series**

**Characteristic Curves (continued)**



**Type BMB-A Series**

**Characteristic Curves (continued)**



TE Connectivity, TE connectivity (logo) and TE (logo) are trademarks.  
 Other logos, product and Company names mentioned herein may be trademarks of their respective owners.

While TE has made every reasonable effort to ensure the accuracy of the information in this datasheet, TE does not guarantee that it is error-free, nor does TE make any other representation, warranty or guarantee that the information is accurate, correct, reliable or current. TE reserves the right to make any adjustments to the information contained herein at any time without notice. TE expressly disclaims all implied warranties regarding the information contained herein, including, but not limited to, any implied warranties of merchantability or fitness for a particular purpose. The dimensions in this datasheet are for reference purposes only and are subject to change without notice. Specifications are subject to change without notice. Consult TE for the latest dimensions and design specifications.