

DATA SHEET

TRANSIENT VOLTAGE SUPPRESSORS

AC/DC POWER SUPPLY

SMAJ-HP6 series

RoHS compliant & Halogen free

Product specification— March 25, 2024 V.1



Transient Voltage Suppressors (TVS) Data Sheet

Features

- For surface mounted applications in order to optimize board space
- Low profile package
- Glass passivated junction
- Low inductance
- Excellent clamping capability
- 600W peak pulse power capability at 10/1000 μ s waveform, repetition rate (duty cycle): 0.01%
- Fast response time
- Typical I_R less than 1 μ A above 10V
- High Temperature soldering: 260 $^{\circ}$ C/10 seconds at terminals
- Plastic package has underwriters laboratory flammability 94V-0
- Meets MSL level 1, per J-STD-020
- Safety certification: UL
- IEC61000-4-2 ESD 30KV Air, 30KV contact compliance



Mechanical Data

- Case: JEDEC DO-214AC. Molded plastic over glass passivated junction
- Terminal: Tin plated, solderable per MIL-STD-750, Method 2026
- Polarity: Color band denotes cathode except bi-directional models
- Standard Packaging: 12mm tape (EIA STD RS-481)
- Weight: 0.07g

Applications

- I/O interface
- AC/DC power supply
- Low frequency signal transmission line (RS232, RS485, etc.)

Maximum Ratings and Characteristics

Ratings at 25 $^{\circ}$ C ambient temperature unless otherwise specified.

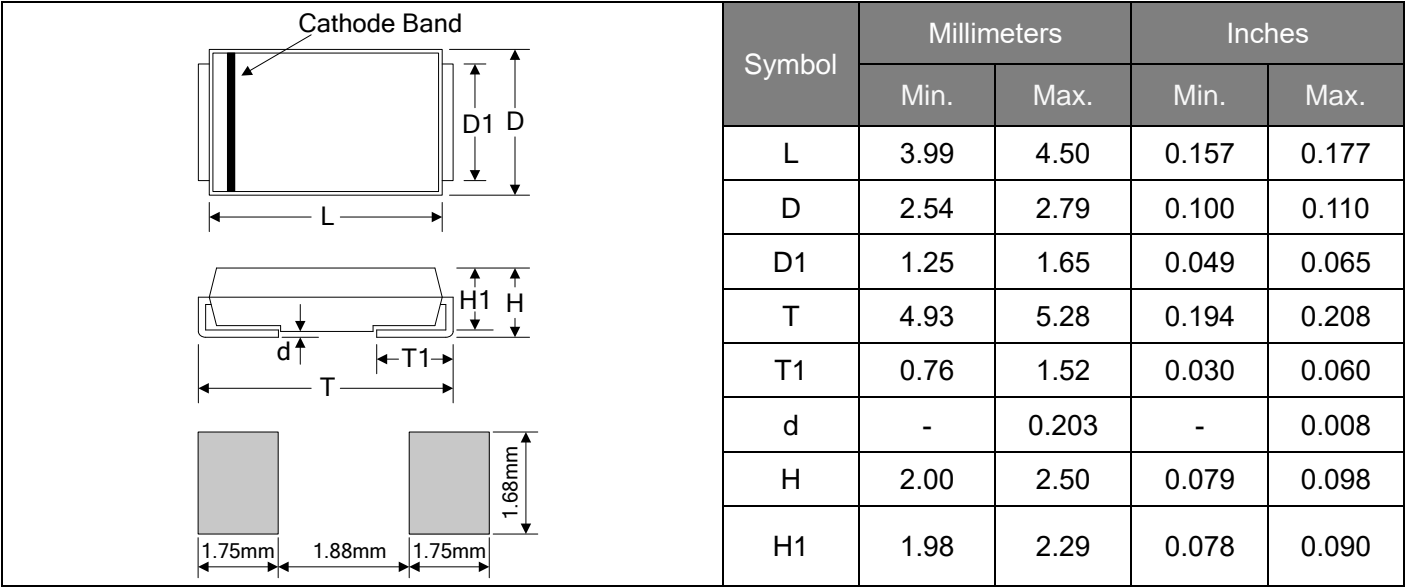
Rating	Symbol	Value	Units
Peak pulse power dissipation at 10/1000 μ s waveform (Note1, Note2, Fig.1)	P_{PPM}	Minimum 600	Watts
Peak pulse current of at 10/1000 μ s waveform (Note 1, Fig.3)	I_{PPM}	See Table	Amps
Steady state power dissipation at $T_A=50^{\circ}$ C (Fig.5)	$P_{M(AV)}$	5.0	Watts
Peak forward surge current, 8.3ms single half sine-wave superimposed on rated load, (JEDEC Method) (Note3, Fig.6)	I_{FSM}	100	Amps
Operating junction and Storage Temperature Range.	T_J, T_{STG}	-55 to +150	$^{\circ}$ C
Typical thermal resistance junction to lead	$R_{\theta JL}$	20	$^{\circ}$ C/W
Typical thermal resistance junction to ambient	$R_{\theta JA}$	100	$^{\circ}$ C/W

Notes: 1. Non-repetitive current pulse, per Fig.3 and derated above $T_A=25^{\circ}$ C per Fig.2.

2. Mounted on 5.0mm \times 5.0mm (0.03mm thick) copper pads to each terminal.

3. 8.3ms single half sine-wave, or equivalent square wave, duty cycle=4 pulses per minutes maximum.

Dimensions (SMA/DO-214AC)



Electrical Characteristics (T_A=25°C)

Part Number		Device Marking Code		Reverse Stand-Off Voltage	Breakdown Voltage @I _T	Test Current	Maximum Clamping Voltage @I _{PP}	Peak Pulse Current	Reverse Leakage @V _{RWM}
Unidirectional	Bidirectional	UNI	BI	V _{RWM} (V)	V _{BR} (V)	I _T (mA)	V _C (V)	I _{PP} (A)	I _R (μA)
SMAJ5.0A-HP6	SMAJ5.0CA-HP6	AE	WE	5.0	6.40~7.00	10	9.2	65.3	800
SMAJ6.0A-HP6	SMAJ6.0CA-HP6	AG	WG	6.0	6.67~7.37	10	10.3	58.3	800
SMAJ6.5A-HP6	SMAJ6.5CA-HP6	AK	WK	6.5	7.22~7.98	10	11.2	53.6	500
SMAJ7.0A-HP6	SMAJ7.0CA-HP6	AM	WM	7.0	7.78~8.60	10	12.0	50.0	200
SMAJ7.5A-HP6	SMAJ7.5CA-HP6	AP	WP	7.5	8.33~9.21	1	12.9	46.6	100
SMAJ8.0A-HP6	SMAJ8.0CA-HP6	AR	WR	8.0	8.89~9.83	1	13.6	44.2	50
SMAJ8.5A-HP6	SMAJ8.5CA-HP6	AT	WT	8.5	9.44~10.40	1	14.4	41.7	20
SMAJ9.0A-HP6	SMAJ9.0CA-HP6	AV	WV	9.0	10.00~11.10	1	15.4	39.0	10
SMAJ10A-HP6	SMAJ10CA-HP6	AX	WX	10.0	11.10~12.30	1	17.0	35.3	5
SMAJ11A-HP6	SMAJ11CA-HP6	AZ	WZ	11.0	12.20~13.50	1	18.2	33.0	1
SMAJ12A-HP6	SMAJ12CA-HP6	BE	XE	12.0	13.30~14.70	1	19.9	30.2	1
SMAJ13A-HP6	SMAJ13CA-HP6	BG	XG	13.0	14.40~15.90	1	21.5	28.0	1
SMAJ14A-HP6	SMAJ14CA-HP6	BK	XK	14.0	15.60~17.20	1	23.2	25.9	1
SMAJ15A-HP6	SMAJ15CA-HP6	BM	XM	15.0	16.70~18.50	1	24.4	24.6	1
SMAJ16A-HP6	SMAJ16CA-HP6	BP	XP	16.0	17.80~19.70	1	26.0	23.1	1
SMAJ17A-HP6	SMAJ17CA-HP6	BR	XR	17.0	18.90~20.90	1	27.6	21.8	1

Transient Voltage Suppressors

SMAJ-HP6 series

Part Number		Device Marking Code		Reverse Stand-Off Voltage	Breakdown Voltage @I _T	Test Current	Maximum Clamping Voltage @I _{PP}	Peak Pulse Current	Reverse Leakage @V _{RWM}
Unidirectional	Bidirectional	UNI	BI	V _{RWM} (V)	V _{BR} (V)	I _T (mA)	V _C (V)	I _{PP} (A)	I _R (μA)
SMAJ18A-HP6	SMAJ18CA-HP6	BT	XT	18.0	20.00~22.10	1	29.2	20.6	1
SMAJ20A-HP6	SMAJ20CA-HP6	BV	XV	20.0	22.20~24.50	1	32.4	18.6	1
SMAJ22A-HP6	SMAJ22CA-HP6	BX	XX	22.0	24.40~26.90	1	35.5	16.9	1
SMAJ24A-HP6	SMAJ24CA-HP6	BZ	XZ	24.0	26.70~29.50	1	38.9	15.5	1
SMAJ26A-HP6	SMAJ26CA-HP6	CE	YE	26.0	28.90~31.90	1	42.1	14.3	1
SMAJ28A-HP6	SMAJ28CA-HP6	CG	YG	28.0	31.10~34.40	1	45.4	13.3	1
SMAJ30A-HP6	SMAJ30CA-HP6	CK	YK	30.0	33.30~36.80	1	48.4	12.4	1
SMAJ33A-HP6	SMAJ33CA-HP6	CM	YM	33.0	36.70~40.60	1	53.3	11.3	1
SMAJ36A-HP6	SMAJ36CA-HP6	CP	YP	36.0	40.00~44.20	1	58.1	10.4	1
SMAJ40A-HP6	SMAJ40CA-HP6	CR	YR	40.0	44.40~49.10	1	64.5	9.3	1
SMAJ43A-HP6	SMAJ43CA-HP6	CT	YT	43.0	47.80~52.80	1	69.4	8.7	1
SMAJ45A-HP6	SMAJ45CA-HP6	CV	YV	45.0	50.00~55.30	1	72.7	8.3	1
SMAJ48A-HP6	SMAJ48CA-HP6	CX	YX	48.0	53.30~58.90	1	77.4	7.8	1
SMAJ51A-HP6	SMAJ51CA-HP6	CZ	YZ	51.0	56.70~62.70	1	82.4	7.3	1
SMAJ54A-HP6	SMAJ54CA-HP6	RE	ZE	54.0	60.00~66.30	1	87.1	6.9	1
SMAJ58A-HP6	SMAJ58CA-HP6	RG	ZG	58.0	64.40~71.20	1	93.6	6.5	1
SMAJ60A-HP6	SMAJ60CA-HP6	RK	ZK	60.0	66.70~73.70	1	96.8	6.2	1
SMAJ64A-HP6	SMAJ64CA-HP6	RM	ZM	64.0	71.10~78.60	1	103.0	5.9	1
SMAJ70A-HP6	SMAJ70CA-HP6	RP	ZP	70.0	77.80~86.00	1	113.0	5.3	1
SMAJ75A-HP6	SMAJ75CA-HP6	RR	ZR	75.0	83.30~92.10	1	121.0	5.0	1
SMAJ78A-HP6	SMAJ78CA-HP6	RT	ZT	78.0	86.70~95.80	1	126.0	4.8	1
SMAJ85A-HP6	SMAJ85CA-HP6	RV	ZV	85.0	94.40~104.00	1	137.0	4.4	1
SMAJ90A-HP6	SMAJ90CA-HP6	RX	ZX	90.0	100.00~111.00	1	146.0	4.1	1
SMAJ100A-HP6	SMAJ100CA-HP6	RZ	ZZ	100.0	111.00~123.00	1	162.0	3.7	1

Ratings and Characteristic Curves ($T_A=25^\circ\text{C}$ unless otherwise noted)

Figure 1. Peak Pulse Power Rating Curve

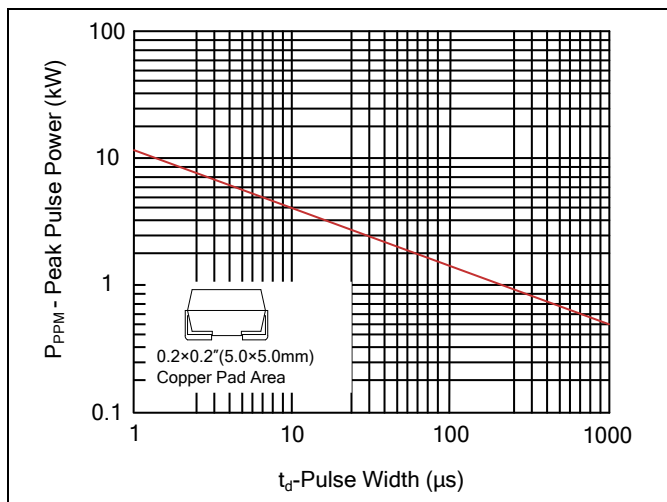


Figure 2. Pulse Derating Curve

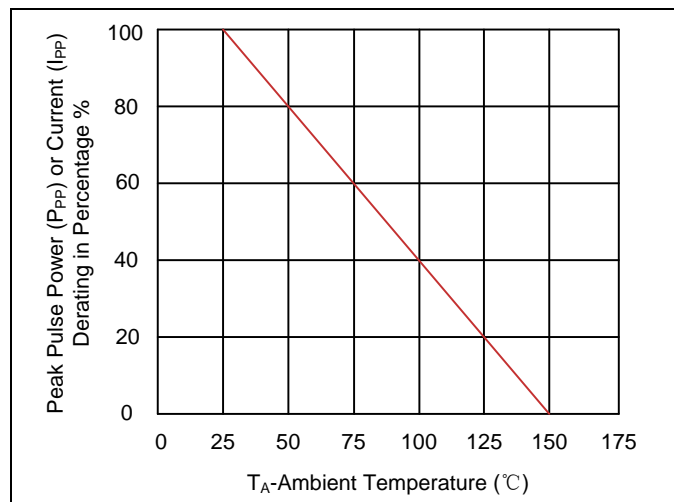


Figure 3. Pulse Waveform

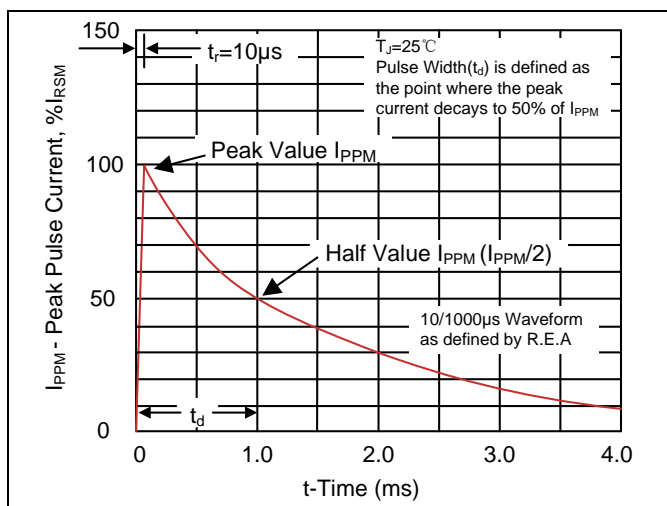


Figure 4. Typical Junction Capacitance

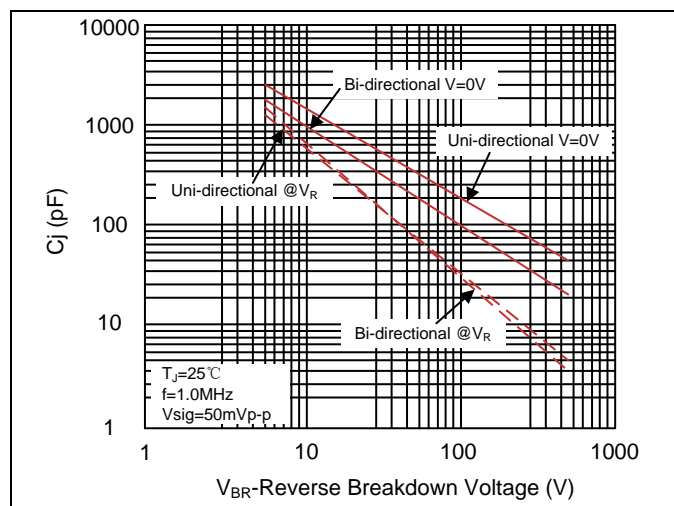


Figure 5. Steady State Power Dissipation Derating Curve

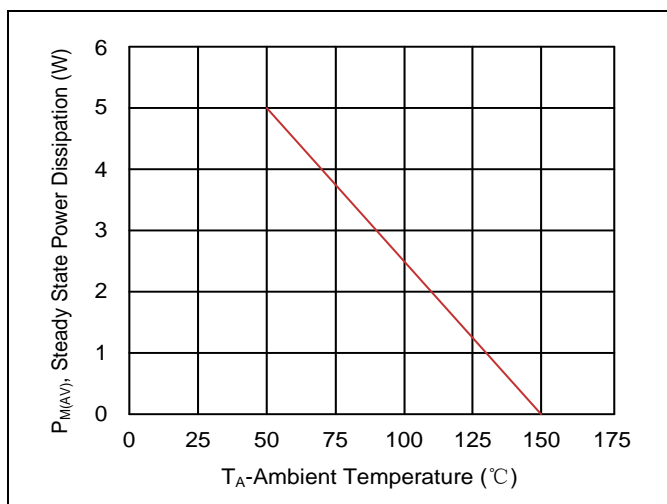
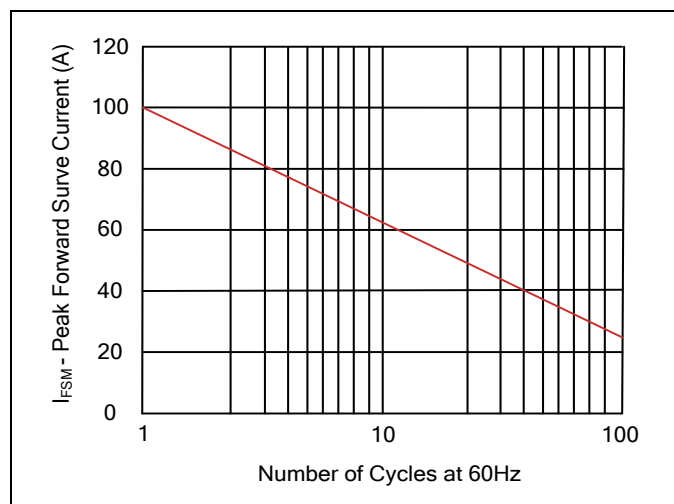
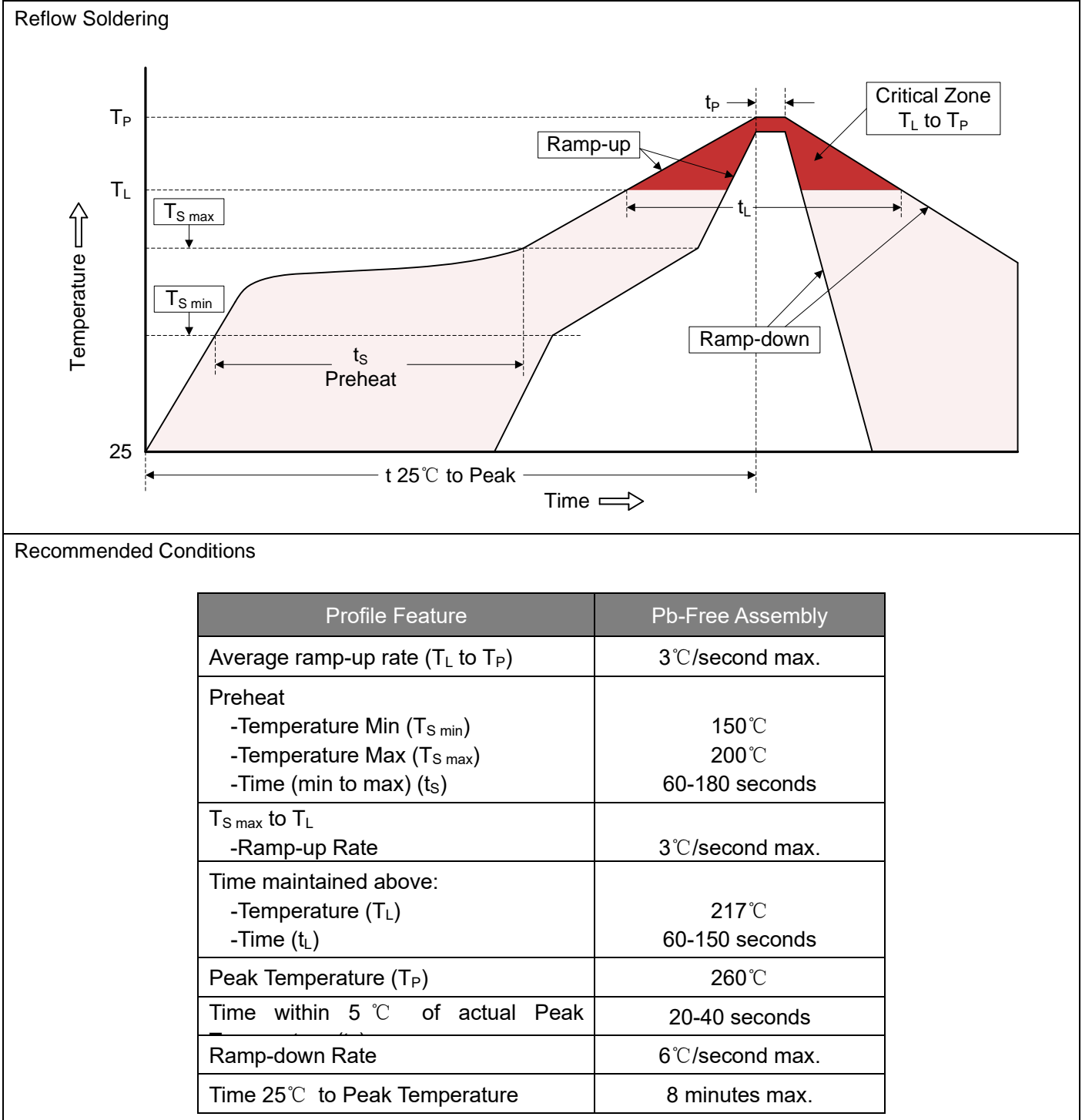


Figure 6. Maximum Non-Repetitive Forward Surge Current Uni-Directional Only



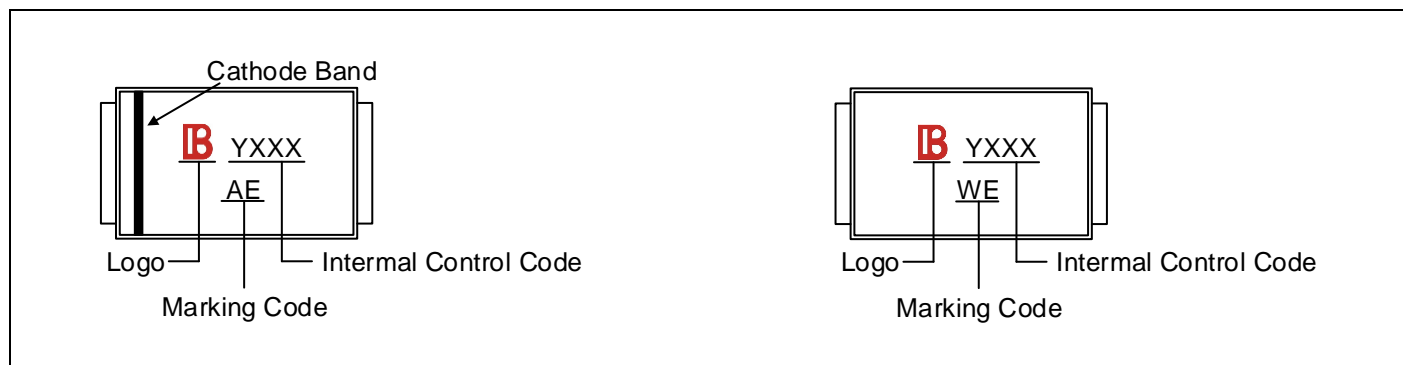
Recommended Soldering Conditions



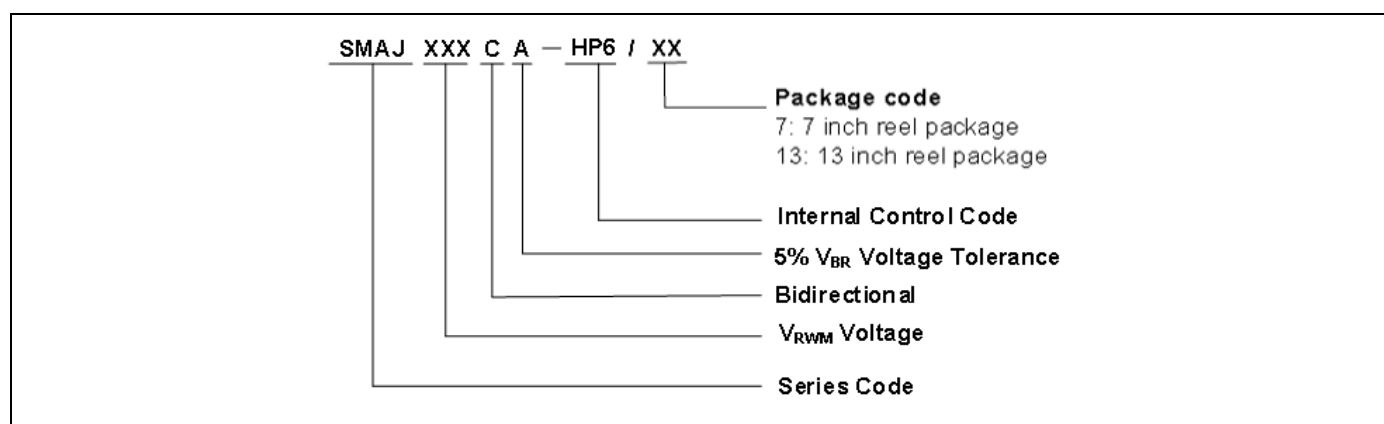
Recommended Conditions

Profile Feature	Pb-Free Assembly
Average ramp-up rate (T _L to T _P)	3°C/second max.
Preheat	
-Temperature Min (T _{S min})	150°C
-Temperature Max (T _{S max})	200°C
-Time (min to max) (t _s)	60-180 seconds
T _{S max} to T _L	
-Ramp-up Rate	3°C/second max.
Time maintained above:	
-Temperature (T _L)	217°C
-Time (t _L)	60-150 seconds
Peak Temperature (T _P)	260°C
Time within 5 °C of actual Peak	20-40 seconds
Ramp-down Rate	6°C/second max.
Time 25°C to Peak Temperature	8 minutes max.

Marking Code



Part Number Code



Ordering Code for Different Package

7 inch reel package: Add suffix “/7” at the end of the part number, such as SMAJXXXCA-HP6/7

13 inch reel package: Add suffix “/13” at the end of the part number, such as SMAJXXXCA-HP6/13

Packaging

Tape		Symbol	Dimension (mm)
		W	12.00±0.20
		P0	4.00±0.10
		P1	4.00±0.10
		P2	2.00±0.10
		D0	Φ1.5±0.10
		D1	Φ1.5±0.10
		E	1.75±0.10
		F	5.50±0.05
		A0	2.79±0.10
		B0	5.33±0.10
		K0	2.55±0.15
		T	0.25±0.05
7" Reel		D2	Φ178.0±2.0
		D3	Φ50.0Min.
		D4	Φ13.0±0.5
		W1	16.0±2.0
		Quantity: 1000PCS	
13" Reel		D5	Φ330.0±2.0
		D6	Φ13.5±0.5
		H	2.5±1.0
		W2	16.0±2.0
		Quantity: 5000PCS	

LEGAL DISCLAIMER

YAGEO, its distributors and agents (collectively, "YAGEO"), hereby disclaims any and all liabilities for any errors, inaccuracies or incompleteness contained in any product related information, including but not limited to product specifications, datasheets, pictures and/or graphics. YAGEO may make changes, modifications and/or improvements to product related information at any time and without notice.

YAGEO makes no representation, warranty, and/or guarantee about the fitness of its products for any particular purpose or the continuing production of any of its products. To the maximum extent permitted by law, YAGEO disclaims (i) any and all liability arising out of the application or use of any YAGEO product, (ii) any and all liability, including without limitation special, consequential or incidental damages, and (iii) any and all implied warranties, including warranties of fitness for a particular purpose, non-infringement and merchantability.

YAGEO products are designed for general purpose applications under normal operation and usage conditions. Please contact YAGEO for the applications listed below which require especially high reliability for the prevention of defects which might directly cause damage to the third party's life, body or property: Aerospace equipment (artificial satellite, rocket, etc.), Atomic energy-related equipment, Aviation equipment, Disaster prevention equipment, crime prevention equipment, Electric heating apparatus, burning equipment, Highly public information network equipment, data-processing equipment, Medical devices, Military equipment, Power generation control equipment, Safety equipment, Traffic signal equipment, Transportation equipment and Undersea equipment, or for any other application or use in which the failure of YAGEO products could result in personal injury or death, or serious property damage. Particularly **YAGEO Corporation and its affiliates do not recommend the use of commercial or automotive grade products for high reliability applications or manned space flight.**

Information provided here is intended to indicate product specifications only. YAGEO reserves all the rights for revising this content without further notification, as long as products are unchanged. Any product change will be announced by PCN.

Mouser Electronics

Authorized Distributor

Click to View Pricing, Inventory, Delivery & Lifecycle Information:

[YAGEO:](#)

[SMAJ28A-HP6/13](#) [SMAJ58A-HP6/13](#) [SMAJ20A-HP6/13](#) [SMAJ15A-HP6/13](#) [SMAJ6.5A-HP6/13](#) [SMAJ8.5A-HP6/13](#)
[SMAJ70A-HP6/13](#) [SMAJ40A-HP6/13](#) [SMAJ5.0CA-HP6/13](#) [SMAJ18A-HP6/13](#) [SMAJ15CA-HP6/13](#) [SMAJ12A-HP6/13](#)
[SMAJ6.0CA-HP6/13](#) [SMAJ8.5CA-HP6/13](#) [SMAJ48CA-HP6/13](#) [SMAJ5.0A-HP6/13](#) [SMAJ6.5CA-HP6/13](#)
[SMAJ40CA-HP6/13](#) [SMAJ26A-HP6/13](#) [SMAJ10A-HP6/13](#) [SMAJ28CA-HP6/13](#) [SMAJ24CA-HP6/13](#) [SMAJ48A-](#)
[HP6/13](#) [SMAJ18CA-HP6/13](#) [SMAJ6.0A-HP6/13](#) [SMAJ13CA-HP6/13](#) [SMAJ26CA-HP6/13](#) [SMAJ70CA-HP6/13](#)
[SMAJ24A-HP6/13](#) [SMAJ13A-HP6/13](#) [SMAJ12CA-HP6/13](#) [SMAJ10CA-HP6/13](#) [SMAJ20CA-HP6/13](#) [SMAJ58CA-](#)
[HP6/13](#)