

PERFORMANCE CONNECTORS

FOR LIQUID TIGHT STRAIN-RELIEF
OF CORD, CABLE &
FLEXIBLE CONDUIT

by **PYLE-NATIONAL**



CONTENTS

SELECTED CORD & CABLE DIAMETERS

Type of Cord	AWG Size of Conductors	Number of Conductors and Approximate O.D. in Inches		
		2 Conductor	3 Conductor	4 Conductor
SJ, SJO	18	.300	.330	.360
	16	.330	.360	.390
	14	.375	.395	.420
S, SO, ST, STO	18	.385	.400	.430
	16	.400	.425	.480
	14	.530	.560	.605
	12	.600	.635	.665
	10	.640	.690	.745
	8	.700-.840	.750-.910	.820-.990
W	6	.820-.930	.885-1.010	.975-1.100
	4	1.080	1.170	1.270
	3	1.170	1.240	1.340
	2	1.270	1.340	1.480
	1	1.440	1.510	1.680
	1/0	1.520	1.650	1.790
	2/0	1.650	1.750	1.930
	3/0	1.770	1.890	2.070
	4/0	1.920	2.070	2.260
	250	2.160	2.390	—
	Bus Drop Cable	14	—	—
12		—	—	.450
10		—	—	.530
8		—	—	.670
6		—	—	.850
4		—	—	.950
2	—	—	1.000	

NOTE: Dimensions are approximate. When possible consult manufacturer's data.

AMPERAGES OF ELECTRIC MOTORS

Motor Horse Power	Motor Full Load Current (Amps)					
	Three Phase				Single Phase	
	200 V.	230 V.	460 V.	575 V.	115 V.	230 V.
1/20	0.39	0.34	0.17	0.14	1.30	0.65
1/12	0.55	0.48	0.24	0.19	1.90	0.95
1/8	0.74	0.64	0.32	0.26	2.60	1.30
1/6	0.90	0.78	0.39	0.31	3.24	1.62
1/4	1.22	1.06	0.53	0.42	4.40	2.20
1/3	1.52	1.32	0.66	0.53	5.47	2.74
1/2	2.07	1.80	0.90	0.72	7.45	3.73
3/4	2.88	2.50	1.25	1.00	10.1	5.07
1	3.68	3.20	1.60	1.28	12.6	6.31
1½	5.18	4.50	2.25	1.80	17.2	8.59
2	6.67	5.80	2.90	2.32	21.4	10.7
3	9.66	8.40	4.20	3.36	29.1	14.5
5	15.4	13.4	6.68	5.35	42.9	21.4
7½	22.6	19.6	9.82	7.86	58.4	29.2
10	29.7	25.8	12.9	10.3	...	36.3
15	43.6	38.0	19.0	15.2	...	49.4
20	57.4	49.9	24.9	20.0
25	70.9	61.7	30.8	24.7
30	84.3	73.3	36.7	29.3
40	111.	96.4	48.2	38.5
50	137.	119.	59.6	47.6
60	163.	142.	70.8	56.6
75	201.	175.	87.6	70.0
100	265.	230.	115.	92.0
125	327.	284.	142.	114.
150	389.	338.	169.	135.
200	511.	445.	222.	178.


NOTE: These are approximate currents to be used for selecting cord wire sizes.

This catalog will introduce you to a line of cord and cable connectors that is as flexible as the cord and cable you install.

Specifying complete assemblies or component parts is made easy by showing almost every possible combination you may need. If you need assistance, do not hesitate to call on your Pyle-National distributor, or factory representative.

CONTENTS	PAGE
DB/DBM GROUP	
Straight connector, male thread, ¼"-1" hubs.	4-5
DBZ GROUP	
Straight connector, male thread, 1¼"-3" hubs.	6-7
DBL/DBZL GROUP	
90° elbow, male thread, ½"-2" hubs.	8-9
DBA GROUP	
45° elbow, male thread, ½"-1" hubs.	10-11
CORD GRIP HANDLES	11
DBF SERIES	
Straight connector, female thread, ⅜"-1" hubs.	12-13
FLARED NIPPLES	
For attaching DBF to panels and conduit bodies. From ½"-1" knockouts.	13
DBZP SERIES	
Straight connector for 4-hole panel and bulkhead mounting, ⅜"-2⅞" cable range.	14-15
GROMMETS	16-17
PANELBOARD ADAPTERS, 45° BODIES	17
CONDUIT FITTING BOXES	17
HK SERIES	
Straight and 90° elbow connectors for flexible non-metallic conduit, ½"-2" hubs.	18-19
Other industrial connector products from Pyle-National	20

All sizes and specifications subject to change without notice.



DB/DBM GROUP

STRAIN-RELIEF CONNECTORS FOR FLEXIBLE CORD & CABLE

SMALL STRAIGHT BODY, MALE THREAD

ALUMINUM BODY AND COMPRESSION NUT WITH WASHER AND SINGLE HOLE OIL-RESISTANT GROMMET



This small body connector is ideal for internal uses, as well as conduit hub and panel-board mounting into threaded bodies or with locknuts. Complete units listed require no other parts except cable. Component parts allow expansion or updating of present equipment.

Suitable for use in hazardous locations per National Electric Code Class I, Div. 2; Class II, Div. 1 & 2; Class III, Div. 1 & 2.



INSULATED THROAT OPTION:

Add suffix "T" to all complete assembly part numbers on this page. E.g.: DB-9916T.

CONDUIT HUB SIZE	PANEL HOLE SIZE	CORD DIAMETER RANGE IN (MM)	COMPLETE ASSEMBLY CATALOG NUMBERS		
			WITH COMPRESSION NUT	WITH MECHANICAL NUT	WITH WOVEN GRIP
1/4"	9/16"	.125-.187 (3.17-4.75)	DB-44316
		.187-.250 (4.75-6.35)	DB-4414
		.250-.312 (6.35-7.92)	DB-44516
3/8"	11/16"	.125-.187 (3.17-4.75)	DB-4316
		.187-.250 (4.75-6.35)	DB-414
		.250-.312 (6.35-7.92)	DB-4516
		.312-.375 (7.92-9.52)	DB-438
		.375-.437 (9.52-11.1)	DB-4
1/2"	7/8"	.125-.187 (3.17-4.75)	DB-3316
		.187-.250 (4.75-6.35)	DB-314
		.250-.312 (6.35-7.92)	DB-3516
		.312-.375 (7.92-9.52)	DB-338
		.375-.437 (9.52-11.1)	DB-3
		.125-.250 (3.17-6.35)	DB-7	DBM-1204-M
		.187-.312 (4.75-7.92)	DB-9516	DBM-1205-M	DBKM-1205
		.250-.375 (6.35-9.52)	DB-8	DBM-1206-M	DBKM-1206
		.312-.437 (7.92-11.1)	DB-9716	DBM-1207-M	DBKM-1207
		.375-.500 (9.52-12.7)	DB-9	DBM-1208-M	DBKM-1208
*.437-.562 (11.1-14.3)	DB-9916	DBM-1209-M	DBKM-1209		
*.500-.625 (12.7-15.9)	DB-10	DBM-1210-M	DBKM-1210		
*.625-.687 (15.9-17.4)	DB-91116	DBM-1311-M	DBKM-1311		
*.687-.750 (17.4-19.1)	DB-934	DBM-1312-M	DBKM-1312		
3/4"	1-1/8"	.125-.250 (3.17-6.35)	DB-614	DBM-2204-M
		.187-.312 (4.75-7.92)	DB-6516	DBM-2205-M	DBKM-2205
		.250-.375 (6.35-9.52)	DB-638	DBM-2206-M	DBKM-2206
		.312-.437 (7.92-11.1)	DB-6716	DBM-2207-M	DBKM-2207
		.375-.500 (9.52-12.7)	DB-612	DBM-2208-M	DBKM-2208
		.437-.562 (11.1-14.3)	DB-6916	DBM-2209-M	DBKM-2209
		.500-.625 (12.7-15.9)	DB-6	DBM-2210-M	DBKM-2210
		.625-.687 (15.9-17.4)	DB-111116	DBM-2311-M	DBKM-2311
		.687-.750 (17.4-19.1)	DB-11	DBM-2312-M	DBKM-2312
		*.750-.875 (19.1-22.2)	DB-2514	DBM-2514-M	DBKM-2514
*.875-1.00 (22.2-25.4)	DB-2516	DBM-2516-M	DBKM-2516		
1"	1-3/8"	.375-.437 (9.52-11.1)	DB-33716	DBM-3307-M	DBKM-3307
		.437-.500 (11.1-12.7)	DB-3312	DBM-3308-M	DBKM-3308
		.500-.562 (12.7-14.3)	DB-33916	DBM-3309-M	DBKM-3309
		.562-.625 (14.3-15.9)	DB-3358	DBM-3310-M	DBKM-3310
		.625-.687 (15.9-17.4)	DB-331116	DBM-3311-M	DBKM-3311
		.687-.750 (17.4-19.1)	DB-33	DBM-3312-M	DBKM-3312
		.687-.812 (17.4-20.6)	DB-1413	DBM-3513-M	DBKM-3513
		.750-.875 (19.1-22.2)	DB-1478	DBM-3514-M	DBKM-3514
		.812-.937 (20.6-23.8)	DB-141516	DBM-3515-M	DBKM-3515
		*.875-1.00 (22.2-25.4)	DB-14	DBM-3516-M	DBKM-3516

*Maximum cord size will not pass through body without removing outer jacket. Other grommets both single and multi-hole are available—see page 20.

See pages 8-9 for dimensional information



FORM SIZE	COMPONENT PARTS CATALOG NUMBERS							
	BODY BORE—IN (MM)	GROMMET	PLAIN WASHER	COMPRESSION NUT	MECHANICAL NUT	WOVEN GRIP	WOVEN GRIP WASHER	WOVEN GRIP NUT
1	DB-4-G .35 (8.9)	DB-4-F DB-4-J DB-4-D	PX-4-CS	DB-4-B
1	DB-4-A .44 (11.2)	DB-4-F DB-4-J DB-4-D DB-4-E DB-4-C	PX-4-CS	DB-4-B
1	DB-3-A .44 (11.2)	DB-4-F DB-4-J DB-4-D DB-4-E DB-4-C	PX-4-CS	DB-4-B
2	DB-9-A .64 (16.3)	DB-9-F DB-9-V DB-9-E DB-9-J DB-9-D DB-9-U DB-9-C	PX-8-CS	DB-9-B	PX-10	DBKG-5 DBKG-6 DBKG-8 DBKG-8 DBKG-10 DBKG-10 △ △ △ △ △ PX-8-CS	DBK-9-B
3	DB-934-A .62 (15.7)	DB-11-O DB-11-C	PX-11-CS	DB-11-B	PX-11	DBKG-12 DBKG-12	PX-11-CS	DBK-11-B
2	DB-6-A .64 (16.3)	DB-9-F DB-9-V DB-9-E DB-9-J DB-9-D DB-9-V DB-9-C	PX-8-CS	DB-9-B	PX-10	DBKG-5 DBKG-6 DBKG-8 DBKG-8 DBKG-10 DBKG-10 △ △ △ △ △ PX-8-CS	DBK-9-B
3	DB-11-A .75 (19.1)	DB-11-O DB-11-C	PX-11-CS	DB-11-B	PX-11	DBKG-12 DBKG-12	PX-11-CS	DBK-11-B
5	DB-25-M .81 (20.6)	DB-14-H DB-14-C	PX-14-CS	DB-14-B	PX-14	DBKG-14 DBKG-16	△ PX-14-CS	DBK-14-B
3	DB-33-A .75 (19.1)	DB-11-E DB-11-O DB-11-R DB-11-K DB-11-O DB-11-C	PX-11-CS	DB-11-B	PX-11	DBKG-8 DBKG-8 DBKG-10 DBKG-10 DBKG-12 DBKG-12	DBK-11-W DBK-11-W DBK-11-W DBK-11-W PX-11-CS PX-11-CS	DBK-11-B
5	DB-14-A 1.03 (26.2)	DB-14-K DB-14-H DB-14-L DB-14-C	PX-14-CS	DB-14-B	PX-14	DBKG-14 DBKG-14 DBKG-16 DBKG-16	△ △ PX-14-CS PX-14-CS	DBK-14-B

△ Not required

DBZM GROUP

STRAIN-RELIEF CONNECTORS FOR FLEXIBLE CORD & CABLE

LARGE STRAIGHT BODY, MALE THREAD

ALUMINUM BODY AND COMPRESSION NUT WITH WASHER AND SINGLE HOLE OIL-RESISTANT GROMMET



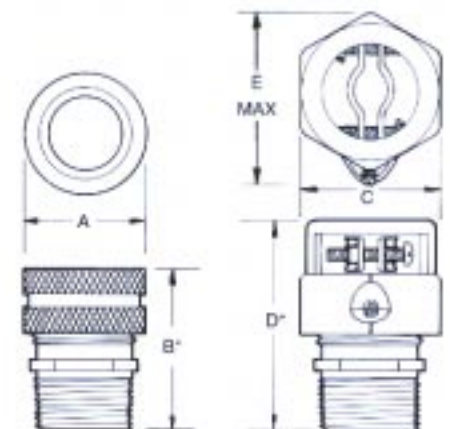
Large body DBZ connectors can be employed in retrofit or new installations. Versatility allows use in panelboards and in threaded hubs. Component parts are available separately.

Suitable for use in hazardous locations per National Electric Code Class I, Div. 2; Class II, Div. 1 & 2; Class III, Div. 1 & 2.



CONDUIT HUB SIZE	PANEL HOLE SIZE	CORD DIAMETER RANGE IN (MM)	COMPLETE ASSEMBLY CATALOG NUMBERS		
			WITH COMPRESSION NUT	WITH MECHANICAL NUT	WITH WOVEN GRIP
1-1/4"	1-3/4"	.750-.875 (19.1-22.2)	DBZM-4714	DBZM-4714-M	DBZM-4714-K
		.875-1.000 (22.2-25.4)	DBZM-4716	DBZM-4716-M	DBZM-4716-K
		1.000-1.125 (25.4-28.6)	DBZM-4718	DBZM-4718-M	DBZM-4718-K
		1.125-1.250 (28.6-31.8)	DBZM-4720	DBZM-4720-M	DBZM-4720-K
		*1.250-1.375 (31.8-34.9)	DBZM-4722	DBZM-4722-M	DBZM-4722-K
1-1/2"	2"	.750-.875 (19.1-22.2)	DBZM-5714	DBZM-5714-M	DBZM-5714-K
		.875-1.000 (22.2-25.4)	DBZM-5716	DBZM-5716-M	DBZM-5716-K
		1.000-1.125 (25.4-28.6)	DBZM-5718	DBZM-5718-M	DBZM-5718-K
		1.125-1.250 (28.6-31.8)	DBZM-5720	DBZM-5720-M	DBZM-5720-K
		1.250-1.375 (31.8-34.9)	DBZM-5722	DBZM-5722-M	DBZM-5722-K
		1.375-1.500 (34.9-38.1)	DBZM-5824	DBZM-5824-M	DBZM-5824-K
		*1.500-1.625 (38.1-41.3)	DBZM-5826	DBZM-5826-M	DBZM-5826-K
		*1.625-1.750 (41.3-44.5)	DBZM-5828	DBZM-5828-M	DBZM-5828-K
		*1.750-1.875 (44.5-47.6)	DBZM-5830	DBZM-5830-M	DBZM-5830-K
		2"	2-1/2"	1.250-1.375 (31.8-34.9)	DBZM-6822
1.375-1.500 (34.9-38.1)	DBZM-6824			DBZM-6824-M	DBZM-6824-K
1.500-1.625 (38.1-41.3)	DBZM-6826			DBZM-6826-M	DBZM-6826-K
1.625-1.750 (41.3-44.5)	DBZM-6828			DBZM-6828-M	DBZM-6828-K
1.750-1.875 (44.5-47.6)	DBZM-6830			DBZM-6830-M	DBZM-6830-K
2-1/2"	3"	1.875-2.000 (47.6-50.8)	DBZM-7932	DBZM-7932-M	DBZM-7932-K
		2.000-2.125 (50.8-54.0)	DBZM-7934	DBZM-7934-M	DBZM-7934-K
		2.125-2.250 (54.0-57.2)	DBZM-7936	DBZM-7936-M	DBZM-7936-K
		2.250-2.375 (57.2-60.3)	DBZM-7938	DBZM-7938-M	DBZM-7938-K
3"	3-5/8"	1.875-2.000 (47.6-50.8)	DBZM-8932	DBZM-8932-M	DBZM-8932-K
		2.000-2.125 (50.8-54.0)	DBZM-8934	DBZM-8934-M	DBZM-8934-K
		2.125-2.250 (54.0-57.2)	DBZM-8936	DBZM-8936-M	DBZM-8936-K
		2.250-2.375 (57.2-60.3)	DBZM-8938	DBZM-8938-M	DBZM-8938-K

*Maximum cord size will not pass through body without removing outer jacket. Other grommets both single and multi-hole are available—see page 20.

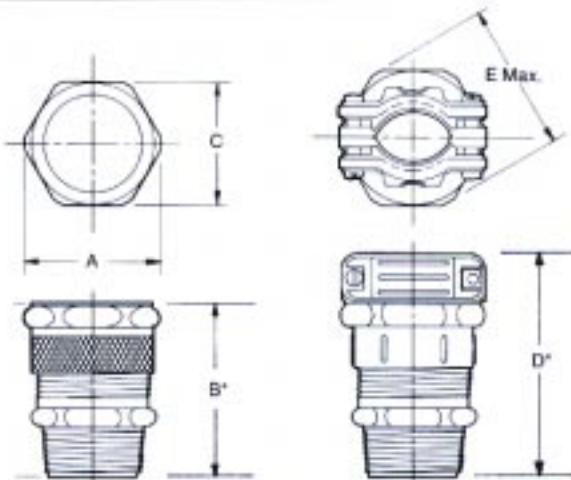


DB/DBM, FORMS 1, 2, 3, 5



FORM SIZE	COMPONENT PARTS CATALOG NUMBERS							
	BODY BORE—IN (MM)	GROMMET	PLAIN WASHER	COMPRESSION NUT	MECHANICAL NUT	WOVEN GRIP	WOVEN GRIP WASHER	WOVEN GRIP NUT
7-Z	DBZ-47-M 1.31 (33.2)	DBZ-714 DBZ-716 DBZ-718 DBZ-720 DBZ-722	DBZ-716-W DBZ-716-W DBZ-720-W DBZ-720-W DBZ-723-W	DBZ-7-B	DBZ-7-B	DBKG-14 DBKG-16 DBKG-18 DBKG-20 DBKG-22	LZW-9316-16A LZW-9316-16A LZW-9316-20A LZW-9316-20A △	DBZ-7-B
7-Z	DBZ-57-M 1.44 (36.6)	DBZ-714 DBZ-716 DBZ-718 DBZ-720 DBZ-722	DBZ-716-W DBZ-716-W DBZ-720-W DBZ-720-W DBZ-723-W	DBZ-7-B	DBZ-7-M	DBKG-14 DBKG-16 DBKG-18 DBKG-20 DBKG-22	LZW-9316-16A LZW-9316-16A LZW-9316-20A LZW-9316-20A △	DBZ-7-B
8-Z	DBZ-58-M 1.56 (39.7)	DBZ-824 DBZ-826 DBZ-828 DBZ-830	DBZ-824-W DBZ-828-W DBZ-828-W DBZ-831-W	DBZ-8-B	DBZ-8-M	DBKG-26 DBKG-26 DBKG-28 DBKG-28	△ △ △ △	DBZ-8-B
8-Z	DBZ-68-M 1.94 (49.2)	DBZ-822 DBZ-824 DBZ-826 DBZ-828 DBZ-830	DBZ-824-W DBZ-824-W DBZ-828-W DBZ-828-W DBZ-831-W	DBZ-8-B	DBZ-8-M	DBKG-22 DBKG-26 DBKG-26 DBKG-28 DBKG-28	LZW-9320-22A △ △ △ △	DBZ-8-B
9-Z	DBZ-79-M 2.44 (62.0)	DBZ-932 DBZ-934 DBZ-936 DBZ-938	DBZ-932-W DBZ-936-W DBZ-936-W DBZ-939-W	DBZ-9-B	DBZ-9-M	DBKG-34 DBKG-34 DBKG-38 DBKG-38	△ △ △ △	DBZ-9-B
9-Z	DBZ-89-M 2.44 (62.0)	DBZ-932 DBZ-934 DBZ-936 DBZ-938	DBZ-932-W DBZ-936-W DBZ-936-W DBZ-939-W	DBZ-9-B	DBZ-9-M	DBKG-34 DBKG-34 DBKG-38 DBKG-38	△ △ △ △	DBZ-9-B

△ Not required




DBZ, FORMS 7-Z, 8-Z, 9-Z

DIMENSIONS	FORM SIZE						
	1	2	3	5	7-Z	8-Z	9-Z
A	.88	1.13	1.25	1.63	2.23	2.53	3.28
B*	1.53	1.84	2.06	2.69	3.22	3.22	3.91
C ACROSS FLATS	—	1.38	1.38	1.75	2.00	2.50	3.00
D*	—	2.49	2.69	3.50	4.02	4.43	4.88
E Max	—	1.66	1.66	2.06	2.78	3.46	4.10

*With nut snug, grommet not compressed.

DBL/DBZL GROUP

STRAIN-RELIEF CONNECTORS FOR FLEXIBLE CORD & CABLE



90° ELBOW BODY, MALE THREAD

FERROUS ALLOY BODY, ALUMINUM COMPRESSION NUT WITH WASHER AND SINGLE HOLE OIL-RESISTANT GROMMET

These 90° connectors allow the installation of cord and cable even in tight quarters. Rugged ferrous alloy body and aluminum compression nut assure long life in abusive situations.

Suitable for use in hazardous locations per National Electric Code Class I, Div. 2; Class II, Div. 1 & 2; Class III, Div. 1 & 2.

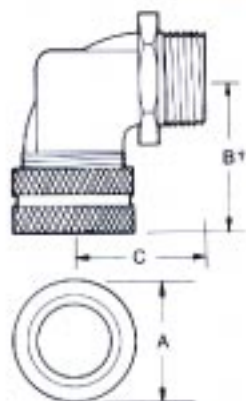


INSULATED THROAT OPTION:

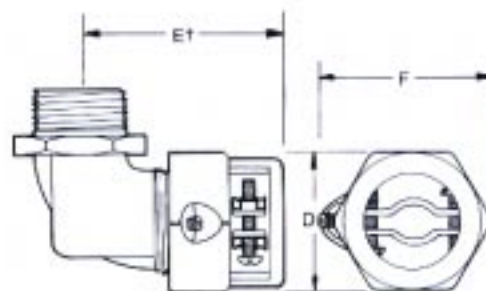
Add suffix "T" to complete assembly part numbers for 1/2"-1" only. E.g.: DBL-3514-MT.

CONDUIT HUB SIZE	PANEL HOLE SIZE	CORD DIAMETER RANGE IN (MM)	COMPLETE ASSEMBLY CATALOG NUMBERS		
			WITH COMPRESSION NUT	WITH MECHANICAL NUT	WITH WOVEN GRIP
1/2"	7/8"	.125-.250 (3.17-6.35)	DB-790	DBL-1204-M
		.187-.312 (4.75-7.92)	DB-9590	DBL-1205-M	DBKL-1205
		.250-.375 (6.35-9.52)	DB-890	DBL-1206-M	DBKL-1206
		.312-.437 (7.92-11.1)	DB-9790	DBL-1207-M	DBKL-1207
		.375-.500 (9.52-12.7)	DB-990	DBL-1208-M	DBKL-1208
		*.437-.562 (11.1-14.3)	DB-9990	DBL-1209-M	DBKL-1209
		*.500-.625 (12.7-15.9)	DB-1090	DBL-1210-M	DBKL-1210
3/4"	1-1/8"	.312-.375 (7.92-9.52)	DB-113890	DBL-2306-M	DBKL-2306
		.375-.437 (9.52-11.1)	DB-1171690	DBL-2307-M	DBKL-2307
		.437-.500 (11.1-12.7)	DB-111290	DBL-2308-M	DBKL-2308
		.500-.562 (12.7-14.3)	DB-1191690	DBL-2309-M	DBKL-2309
		.562-.625 (14.3-15.9)	DB-115890	DBL-2310-M	DBKL-2310
		.625-.687 (15.9-17.4)	DB-11111690	DBL-2311-M	DBKL-2311
		*.687-.750 (17.4-19.1)	DB-1190	DBL-2312-M	DBKL-2312
1"	1-3/8"	.687-.812 (17.4-20.6)	DB-141390	DBL-3513-M	DBKL-3513
		.750-.875 (19.1-22.2)	DB-147890	DBL-3514-M	DBKL-3514
		.812-.937 (20.6-23.8)	DB-14151690	DBL-3515-M	DBKL-3515
		*.875-1.000 (22.2-25.4)	DB-1490	DBL-3516-M	DBKL-3516
1-1/4"	1-3/4"	.750-.875 (19.1-22.2)	DBZL-4714	DBZL-4714-M	DBZL-4714-K
		.875-1.000 (22.2-25.4)	DBZL-4716	DBZL-4716-M	DBZL-4716-K
		1.000-1.125 (25.4-28.6)	DBZL-4718	DBZL-4718-M	DBZL-4718-K
		1.125-1.250 (28.6-31.8)	DBZL-4720	DBZL-4720-M	DBZL-4720-K
		*1.250-1.375 (31.8-34.9)	DBZL-4722	DBZL-4722-M	DBZL-4722-K
1-1/2"	2"	*1.375-1.500 (34.9-38.1)	DBZL-5824	DBZL-5824-M	DBZL-5824-K
		*1.500-1.625 (38.1-41.3)	DBZL-5826	DBZL-5826-M	DBZL-5826-K
		*1.625-1.750 (41.3-44.5)	DBZL-5828	DBZL-5828-M	DBZL-5828-K
		*1.750-1.875 (44.5-47.6)	DBZL-5830	DBZL-5830-M	DBZL-5830-K
2"	2-1/2"	*1.375-1.500 (34.9-38.1)	DBZL-6824	DBZL-6824-M	DBZL-6824-K
		*1.500-1.625 (38.1-41.3)	DBZL-6826	DBZL-6826-M	DBZL-6826-K
		*1.625-1.750 (41.3-44.5)	DBZL-6828	DBZL-6828-M	DBZL-6828-K
		*1.750-1.875 (44.5-47.6)	DBZL-6830	DBZL-6830-M	DBZL-6830-K

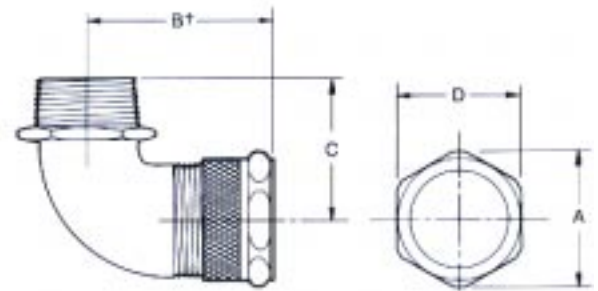
*Maximum cord size will not pass through body without removing outer jacket. Other grommets both single and multi-hole are available—see page 20.




DBL, FORMS 2, 3, 5



DBZL, FORMS 7-Z, 8-Z

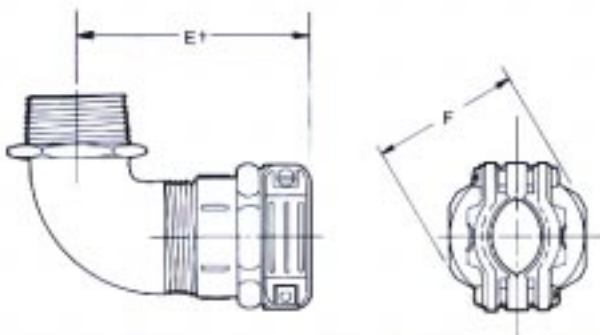




COMPONENT PARTS CATALOG NUMBERS

FORM SIZE	BODY BORE—IN (MM)	GROMMET	PLAIN WASHER	COMPRESSION NUT	MECHANICAL NUT	WOVEN GRIP	WOVEN GRIP WASHER	WOVEN GRIP NUT
2	DB-990-A .56 (14.3)	DB-9-F DB-9-V DB-9-E DB-9-J DB-9-D DB-9-U DB-9-C	PX-8-CS	DB-9-B	PX-10	DBKG-5 DBKG-6 DBKG-8 DBKG-8 DBKG-10 DBKG-10	△ △ △ △ △ PX-8-CS	DBK-9-B
3	DB-1190-A .75 (19.1)	DB-11-V DB-11-E DB-11-D DB-11-R DB-11-K DB-11-O DB-11-C	PX-11-CS	DB-11-B	PX-11	DBKG-6 DBKG-8 DBKG-8 DBKG-10 DBKG-10 DBKG-12 DBKG-12	DBK-11-W DBK-11-W DBK-11-W DBK-11-W DBK-11-W PX-11-C PX-11-C	DBK-11-B
5	DB-1490-A 1.03 (26.2)	DB-14-K DB-14-H DB-14-L DB-14-C	PX-14-CS	DB-14-B	PX-14	DBKG-14 DBKG-14 DBKG-16 DBKG-16	△ △ PX-14-CS PX-14-CS	DBK-14-B
7-Z	DBZ-47-L 1.25 (31.8)	DBZ-714 DBZ-716 DBZ-718 DBZ-720 DBZ-722	DBZ-716-W DBZ-716-W DBZ-720-W DBZ-720-W DBZ-723-W	DBZ-7-B	DBZ-7-M	DBKG-14 DBKG-16 DBKG-18 DBKG-20 DBKG-22	LZW-9316-16A LZW-9316-16A LZW-9316-20A LZW-9316-20A △	DBZ-7-B
8-Z	DBZ-58-L 1.44 (36.6)	DBZ-824 DBZ-826 DBZ-828 DBZ-830	DBZ-824-W DBZ-828-W DBZ-828-W DBZ-831-W	DBZ-8-B	DBZ-8-M	DBKG-26 DBKG-26 DBKG-28 DBKG-28	△ △ △ △	DBZ-8-B
8-Z	DBZ-68-L 1.88 (47.7)	DBZ-824 DBZ-826 DBZ-828 DBZ-830	DBZ-824-W DBZ-828-W DBZ-828-W DBZ-831-W	DBZ-8-B	DBZ-8-M	DBKG-26 DBKG-26 DBKG-28 DBKG-28	△ △ △ △	DBZ-8-B

△ Not required



DIMENSIONS	FORM SIZE				
	2	3	5	7-Z	8-Z
A	1.13	1.25	1.63	2.23	2.53
B †	1.88	1.86	2.94	3.28	3.78
C	1.44	1.56	2.00	2.38	2.88
D ACROSS FLATS	1.38	1.38	1.75	2.00	2.50
E †	2.53	2.51	3.75	4.12	4.69
F MAX	1.66	1.66	2.06	2.78	3.46


† With nut snug, grommet not compressed.

DBA GROUP

STRAIN-RELIEF CONNECTORS FOR FLEXIBLE CORD & CABLE

45° ELBOW, MALE THREAD

FERROUS ALLOY BODY, ALUMINUM COMPRESSION NUT WITH WASHER AND SINGLE HOLE OIL-RESISTANT GROMMET.



Customize your installation with our 45° DBA connectors. Like the DBL, the steel body and aluminum compression nut will provide many years of trouble free service.

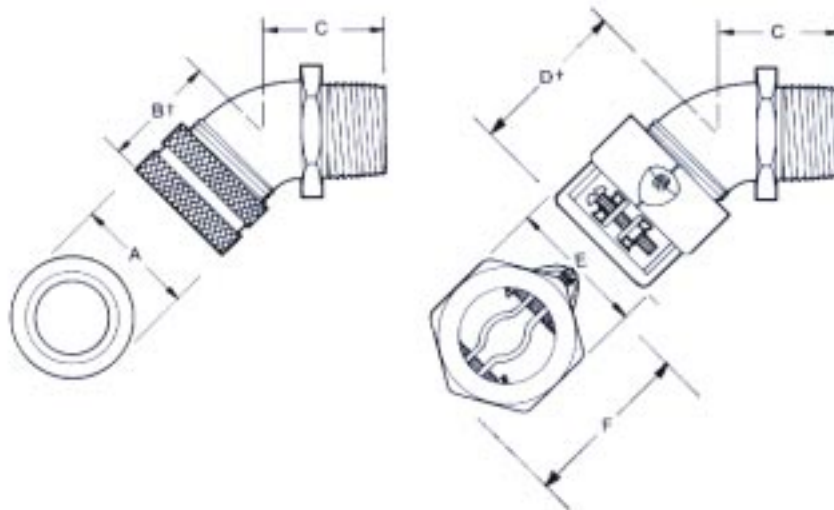


INSULATED THROAT OPTION:

Add suffix "T" to all complete assembly part numbers on this page. E.g.: DBKA-3513T.


CONDUIT HUB SIZE	PANEL HOLE SIZE	CORD DIAMETER RANGE IN (MM)	COMPLETE ASSEMBLY CATALOG NUMBERS		
			WITH COMPRESSION NUT	WITH MECHANICAL NUT	WITH WOVEN GRIP
1/2"	7/8"	.125-.250 (3.17-6.35)	DB-745	DBA-1204-M
		.187-.312 (4.75-7.92)	DB-9545	DBA-1205-M	DBKA-1205
		.250-.375 (6.35-9.52)	DB-845	DBA-1206-M	DBKA-1206
		.312-.437 (7.92-11.1)	DB-9745	DBA-1207-M	DBKA-1207
		.375-.500 (9.52-12.7)	DB-945	DBA-1208-M	DBKA-1208
		*.437-.562 (11.1-14.3)	DB-9945	DBA-1209-M	DBKA-1209
		*.500-.625 (12.7-15.9)	DB-1045	DBA-1201-M	DBKA-1210
3/4"	1-1/8"	.312-.375 (7.92-9.52)	DB-113845	DBA-2306-M	DBKA-2306
		.375-.437 (9.52-11.1)	DB-1171645	DBA-2307-M	DBKA-2307
		.437-.500 (11.1-12.7)	DB-111245	DBA-2308-M	DBKA-2308
		.500-.562 (12.7-14.3)	DB-1191645	DBA-2309-M	DBKA-2309
		.562-.625 (14.3-15.9)	DB-115845	DBA-2310-M	DBKA-2310
		.625-.687 (15.9-17.4)	DB-1111645	DBA-2311-M	DBKA-2311
		*.687-.750 (17.4-19.1)	DB-1145	DBA-2312-M	DBKA-2312
1"	1-3/8"	.687-.812 (17.4-19.1)	DB-141345	DBA-3513-M	DBKA-3513
		.750-.875 (19.1-19.1)	DB-147845	DBA-3514-M	DBKA-3514
		.812-.937 (14.2-23.8)	DB-14151645	DBA-3515-M	DBKA-3515
		*.875-1.000 (19.1-25.4)	DB-1445	DBA-3516-M	DBKA-3516

*Maximum cord size will not pass through body without removing outer jacket. Other grommets both single and multi-hole are available—see page 20.



DIMENSIONS	FORM SIZE		
	2	3	5
A	1.13	1.25	1.63
B †	1.31	1.56	2.31
C	1.31	1.38	1.44
D †	1.96	2.21	3.12
E ACROSS FLATS	1.38	1.38	1.75
F MAX	1.66	1.66	2.06

†With nut snug, grommet not compressed.



FORM SIZE	COMPONENT PARTS CATALOG NUMBERS							
	BODY BORE—IN (MM)	GROMMET	PLAIN WASHER	COMPRESSION NUT	MECHANICAL NUT	WOVEN GRIP	WOVEN GRIP WASHER	WOVEN GRIP NUT
2	DB-945-A .56 (14.3)	DB-9-F DB-9-V DB-9-E DB-9-J DB-9-D DB-9-U DB-9-C	PX-8-CS	DB-9-B	PX-10	DBKG-5 DBKG-6 DBKG-8 DBKG-8 DBKG-10 DBKG-10	△ △ △ △ △ PX-8-C	DBK-9-B
3	DB-1145-A .75 (19.1)	DB-11-V DB-11-E DB-11-D DB-11-R DB-11-K DB-11-O DB-11-C	PX-11-CS	DB-11-B	PX-11	DBKG-6 DBKG-8 DBKG-8 DBKG-10 DBKG-10 DBKG-12 DBKG-12	DBK-11-W DBK-11-W DBK-11-W DBK-11-W DBK-11-W PX-11-CS PX-11-CS	DBK-11-B
5	DB-1445-A 1.03 (26.2)	DB-14-K DB-14-H DB-14-L DB-14-C	PX-14-CS	DB-14-B	PX-14	DBKG-14 DBKG-14 DBKG-16 DBKG-16	△ △ PX-14-CS PX-14-CS	DBK-14-B

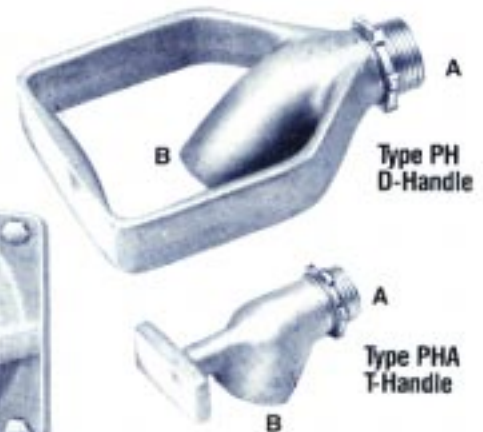
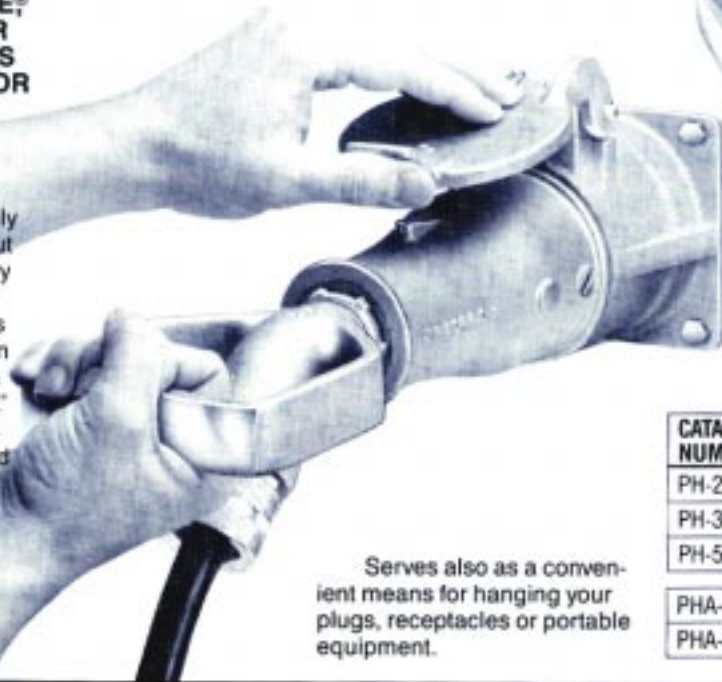
△ Not Required

CORD GRIP HANDLES

FOR USE WITH QUELARC®, STAR-LINE®, NEPLOC® AND OTHER ELECTRICAL DEVICES THAT ARE TAPPED FOR CONDUIT AND USE FLEXIBLE CORD OR CABLE.

These handles not only fit electrical connectors, but will also work well on heavy duty portable equipment.

Both D and T Handles are made of cast aluminum and come complete with a locknut on male thread "A." Hub "B" accepts type DB cord grips with male thread (not included).



Serves also as a convenient means for hanging your plugs, receptacles or portable equipment.

CATALOG NUMBER	"A" MALE THREAD	"B" FEMALE THREAD
PH-2	3/4"	3/4"
PH-3	1"	1"
PH-5	1 1/2"	1 1/2"
PHA-22	3/4"	3/4"
PHA-33	1"	1"

DBF GROUP

STRAIN-RELIEF CONNECTORS FOR FLEXIBLE CORD & CABLE

STRAIGHT BODY, FEMALE THREAD

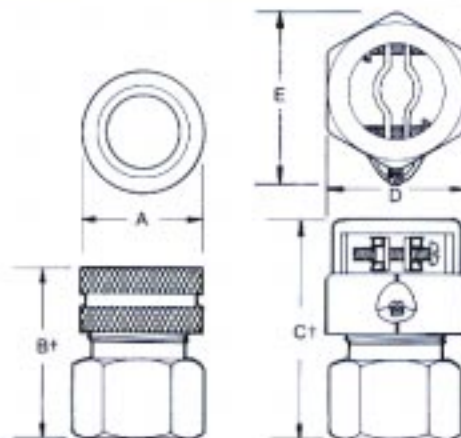
ALUMINUM BODY AND COMPRESSION NUT WITH SINGLE HOLE OIL-RESISTANT GROMMET



For panelboard and bulk-head installations, as well as for drop cords and cables from overhead power sources. Also for mounting to existing threaded conduit and to conduit nipples.



CONDUIT HUB SIZE	PANEL HOLE SIZE	CORD DIAMETER RANGE IN (MM)	COMPLETE ASSEMBLY CATALOG NUMBERS			
			WITH COMPRESSION NUT	WITH MECHANICAL NUT	WITH WOVEN GRIP	
3/8"	11/16"	.125-.187 (3.17-4.75)	DBF-4316	
		.187-.250 (4.75-6.35)	DBF-414	
		.250-.312 (6.35-7.92)	DBF-4516	
		.312-.375 (7.92-9.52)	DBF-438	
		.375-.437 (9.52-11.1)	DBF-4	
1/2"	7/8"	.125-.187 (3.17-4.75)	DBF-3316	Use Form 2	Use Form 2	
		.187-.250 (4.75-6.35)	DBF-314			
		.250-.312 (6.35-7.92)	DBF-3516			
		.312-.375 (7.92-9.52)	DBF-338			
		.375-.437 (9.52-11.1)	DBF-3			
	3/4"	1-1/8"	.125-.250 (3.17-6.35)	DBF-7	DBF-1204-M
			.187-.312 (4.75-7.92)	DBF-9516	DBF-1205-M	DBKF-1205
			.250-.375 (6.35-9.52)	DBF-8	DBF-1206-M	DBKF-1206
			.312-.437 (7.92-11.1)	DBF-9716	DBF-1207-M	DBKF-1207
			.375-.500 (9.52-12.7)	DBF-9	DBF-1208-M	DBKF-1208
1"	1-3/8"	.437-.562 (11.1-14.3)	DBF-9916	DBF-1209-M	DBKF-1209	
		.500-.625 (12.7-15.9)	DBF-10	DBF-1210-M	DBKF-1210	
3/4"	1-1/8"	.625-.687 (15.9-17.4)	DBF-614	DBF-2204-M	
		.687-.750 (17.4-19.1)	DBF-6516	DBF-2205-M	DBKF-2205	
1"	1-3/8"	.750-.812 (19.1-22.2)	DBF-638	DBF-2206-M	DBKF-2206	
		.812-.937 (20.6-23.8)	DBF-6716	DBF-2207-M	DBKF-2207	
1"	1-3/8"	.937-1.000 (23.8-25.4)	DBF-612	DBF-2208-M	DBKF-2208	
			DBF-6916	DBF-2209-M	DBKF-2209	
1"	1-3/8"		DBF-6	DBF-2210-M	DBKF-2210	
			DBF-111116	DBF-2311-M	DBKF-2311	
1"	1-3/8"		DBF-11	DBF-2312-M	DBKF-2312	
			DBF-1413	DBF-3513-M	DBKF-3513	
1"	1-3/8"		DBF-1478	DBF-3514-M	DBKF-3514	
			DBF-141516	DBF-3515-M	DBKF-3515	
1"	1-3/8"		DBF-14	DBF-3516-M	DBKF-3516	



DIMENSIONS	FORM SIZE			
	1	2	3	5
A	.88	1.13	1.25	1.63
B+	1.53	1.84	2.05	2.59
C+	—	2.49	2.70	3.40
D	—	1.38	1.38	1.75
E MAX	—	1.66	1.66	2.06

*With nut snug, grommet not compressed.

*Flared nipple not included unless specially ordered. See page 15 for ordering information.



FORM SIZE	BODY BORE—IN (MM)	COMPONENT PARTS CATALOG NUMBERS							
		GROMMET	PLAIN WASHER	COMPRESSION NUT	MECHANICAL NUT	WOVEN GRIP	WOVEN GRIP WASHER	WOVEN GRIP NUT	FLARED NIPPLE*
1	DBF-4-A .440 (11.2)	DB-4-F DB-4-J DB-4-D DB-4-E DB-4-C	PX-4-CS	DB-4-B	DH-38
1	DBF-3-A .440 (11.2)	DB-4-F DB-4-J DB-4-D DB-4-E DB-4-C	PX-4-CS	DB-4-B	DH-1
2	DBF-9-A .620 (15.7)	DB-9-F DB-9-V DB-9-E DB-9-J DB-9-D DB-9-V DB-9-C	PX-8-CS	DB-9-B	PX-10 DBKG-5 DBKG-6 DBKG-8 DBKG-8 DBKG-10 DBKG-10 △ △ △ △ △ PX-8-CS	DBK-9-B	DH-1
2	DBF-6-A .620 (15.7)	DB-9-F DB-9-V DB-9-E DB-9-J DB-9-D DB-9-V DB-9-C	PX-8-CS	DB-9-B	PX-10 DBKG-5 DBKG-6 DBKG-8 DBKG-8 DBKG-10 DBKG-10 △ △ △ △ △ PX-8-CS	DBK-9-B	DH-2
3	DBA-11-A .750 (19.1)	DB-11-O DB-11-C	PX-11-CS	DB-11-B	PX-11	DBKG-12 DBKG-12	PX-11-CS PX-11-CS	DBK-11-B	DH-2
5	DBF-14-A 1.030 (26.2)	DB-14-K DB-14-H DB-14-L DB-14-C	PX-14-CS	DB-14-B	PX-14	DBKG-14 DBKG-14 DBKG-16 DBKG-16	△ △ PX-14-CS PX-14-CS	DBK-14-B	DH-3

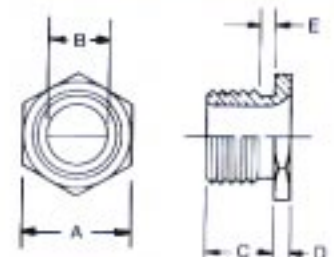
***FLARED NIPPLE**

Used for mounting type DBF connectors on sheet metal boxes and cabinets, and for drop cords/cables from overhead power distribution ducts.

*Flared Nipple not included unless specially ordered. To include flared nipple with assembly change catalog numbers as follows:

- with compression nut, change DBF to DHF.
- with mechanical nut, change DBF to DBH.
- with weave grip, change DBKF to DBKH.

HUB SIZE	MAX. PANEL THICKNESS	CAT. NO.	DIMENSIONS					
			A	B	C	D	E	F
3/8"	1/8"	DH-38	.86	.44	.33	.12	.09	.69
1/2"	3/16"	DH-1	1.00	.56	.44	.12	.12	.86
3/4"	3/16"	DH-2	1.25	.80	.44	.12	.12	1.09
1"	1/4"	DH-3	1.50	1.00	.56	.19	.16	1.36



F—Recommended minimum clearance (Standard knockouts satisfactory).



FORM SIZE	COMPONENT PARTS CATALOG NUMBERS							
	BODY BORE—IN (MM)	GROMMET	PLAIN WASHER	COMPRESSION NUT	MECHANICAL NUT	WOVEN GRIP	WOVEN GRIP WASHER	WOVEN GRIP NUT
5-Z	DBZ-5-P 937 (23.8)	DBZ-502 DBZ-504 DBZ-506 DBZ-508 DBZ-510 DBZ-512 DBZ-514	DBZ-504-W DBZ-504-W DBZ-508-W DBZ-508-W DBZ-512-W DBZ-512-W DBZ-515-W	DBZ-5-B	DBZ-5-M	DBKG-6 DBKG-8 DBKG-10 DBKG-12 DBKG-14-Z	LZW-9312-10A LZW-9312-10A LZW-9312-12A LZW-9312-12A △	DBZ-5-B
7-Z	DBZ-7-P 1.437 (36.5)	DBZ-714 DBZ-716 DBZ-718 DBZ-720 DBZ-722	DBZ-716-W DBZ-716-W DBZ-720-W DBZ-720-W DBZ-723-W	DBZ-7-B	DBZ-7-M	DBKG-14 DBKG-16 DBKG-18 DBKG-20 DBKG-22	LZW-9316-16A LZW-9316-16A LZW-9316-20A LZW-9316-20A △	DBZ-7-B
8-Z	DBZ-8-P 1.937 (49.2)	DBZ-822 DBZ-824 DBZ-826 DBZ-828 DBZ-830	DBZ-824-W DBZ-824-W DBZ-828-W DBZ-828-W DBZ-831-W	DBZ-8-B	DBZ-8-M	DBKG-22 DBKG-26 DBKG-26 DBKG-28 DBKG-28	LZW-9320-22A △ △ △ △	DBZ-8-B
9-Z	DBZ-9-P 2.437 (61.9)	DBZ-930 DBZ-932 DBZ-934 DBZ-936 DBZ-938	DBZ-932-W DBZ-932-W DBZ-936-W DBZ-936-W DBZ-939-W	DBZ-9-B	DBZ-9-M	DBKG-28 DBKG-34 DBKG-34 DBKG-38 DBKG-38	LZW-9324-28A △ △ △ △	DBZ-9-B
10-Z	DBZ-10-P 2.875 (73.0)	DBZ-1038 DBZ-1040 DBZ-1042 DBZ-1044 DBZ-1046	DBZ-1040-W DBZ-1040-W DBZ-1044-W DBZ-1044-W DBZ-1046-W	DBZ-10-B	DBZ-10-M	DBKG-38 DBKG-40-Z DBKG-46-Z DBKG-46-Z DBKG-46-Z	LZW-9328-38A △ △ △ △	DBZ-10-B

△ Not required




FORM SIZE	BODY BORE—IN (MM)	COMPONENT PARTS CATALOG NUMBERS							
		GROMMET	PLAIN WASHER	COMPRESSION NUT	MECHANICAL NUT	WOVEN GRIP	WOVEN GRIP WASHER	WOVEN GRIP NUT	
5-Z	DBZ-5-P .937 (23.8)	DBZ-502	DBZ-504-W	DBZ-5-B	DBZ-5-M
		DBZ-504	DBZ-504-W			
		DBZ-506	DBZ-508-W			DBKG-6	LZW-9312-10A	DBZ-5-B	
		DBZ-508	DBZ-512-W			DBKG-8	LZW-9312-10A		
		DBZ-510	DBZ-512-W			DBKG-10	LZW-9312-12A		
DBZ-512	DBZ-515-W	DBKG-12	LZW-9312-12A						
DBZ-514		DBKG-14-Z	△						
7-Z	DBZ-7-P 1.437 (36.5)	DBZ-714	DBZ-716-W	DBZ-7-B	DBZ-7-M	DBKG-14	LZW-9316-16A	DBZ-7-B	
		DBZ-716	DBZ-716-W			DBKG-16	LZW-9316-16A		
		DBZ-718	DBZ-720-W			DBKG-18	LZW-9316-20A		
		DBZ-720	DBZ-723-W			DBKG-20	LZW-9316-20A		
		DBZ-722				DBKG-22	△		
8-Z	DBZ-8-P 1.937 (49.2)	DBZ-822	DBZ-824-W	DBZ-8-B	DBZ-8-M	DBKG-22	LZW-9320-22A	DBZ-8-B	
		DBZ-824	DBZ-824-W			DBKG-26	△		
		DBZ-826	DBZ-828-W			DBKG-26	△		
		DBZ-828	DBZ-828-W			DBKG-28	△		
		DBZ-830	DBZ-831-W			DBKG-28	△		
9-Z	DBZ-9-P 2.437 (61.9)	DBZ-930	DBZ-932-W	DBZ-9-B	DBZ-9-M	DBKG-28	LZW-9324-28A	DBZ-9-B	
		DBZ-932	DBZ-932-W			DBKG-34	△		
		DBZ-934	DBZ-936-W			DBKG-34	△		
		DBZ-936	DBZ-936-W			DBKG-38	△		
		DBZ-938	DBZ-939-W			DBKG-38	△		
10-Z	DBZ-10-P 2.875 (73.0)	DBZ-1038	DBZ-1040-W	DBZ-10-B	DBZ-10-M	DBKG-38	LZW-9328-38A	DBZ-10-B	
		DBZ-1040	DBZ-1040-W			DBKG-40-Z	△		
		DBZ-1042	DBZ-1044-W			DBKG-46-Z	△		
		DBZ-1044	DBZ-1044-W			DBKG-46-Z	△		
		DBZ-1046	DBZ-1046-W			DBKG-46-Z	△		

△ Not required

GROMMETS

FOR DB/DBZ SERIES CONNECTORS



MOLDED OIL-RESISTANT SYNTHETIC RUBBER

These tapered grommets fit in the tapered bodies of all appropriate DB Series metallic connectors. They provide strain-relief by gripping the cord jacket inside the grommet, and efficiently seal out water and oil from internal connections.

Pyle-National rubber grommets are specially compounded and molded to resist age-hardening, adding many more years to the life of installations.

 LISTED

 CERTIFIED

CABLE RANGE (inches)	FORM 1	FORM 2	FORM 3	FORM 5	FORM 5Z	FORM 7Z	FORM 8Z	FORM 9Z	FORM 10Z
BLANK	DB-4-Z	DB-9-Z	DB-11-Z						
.062-.125					DBZ-502				
.125-.187	DB-4-F				DBZ-504				
.125-.250		DB-9-F							
.187-.250	DB-4-J								
.187-.312		DB-9-V							
.250-.312	DB-4-D		DB-11-X						
.250-.375		DB-9-E			DBZ-506	DBZ-706			
.312-.375	DB-4-E		DB-11-4						
.312-.437		DB-9-J		DB-14-N					
.375-.437	DB-4-C		DB-11-E						
.375-.500		DB-9-D			DBZ-508	DBZ-708			
.437-.500			DB-11-D						
.437-.562		DB-9-U		DB-14-M					
.500-.562			DB-11-R						
.500-.625		DB-9-C			DBZ-510	DBZ-710	DBZ-810		
.562-.625			DB-11-K						
.562-.687				DB-14-E					
.625-.687			DB-11-O						
.625-.750				DB-14-J	DBZ-512	DBZ-712	DBZ-812		
.687-.750			DB-11-C						
.687-.812				DB-14-K					
.750-.875				DB-14-H	DBZ-514	DBZ-714	DBZ-814		
.812-.937				DB-14-L					
.875-.937					DBZ-515				
.875-1.000				DB-14-C		DBZ-716	DBZ-816	DBZ-916	
1.000-1.125						DBZ-718	DBZ-818	DBZ-918	
1.125-1.250						DBZ-720	DBZ-820	DBZ-920	
1.250-1.375						DBZ-722	DBZ-822	DBZ-922	
1.375-1.437						DBZ-723			
1.375-1.500							DBZ-824	DBZ-924	
1.500-1.625							DBZ-826	DBZ-926	
1.625-1.750							DBZ-828	DBZ-928	
1.750-1.875							DBZ-830	DBZ-930	
1.875-1.937							DBZ-831		
1.875-2.000								DBZ-932	
2.000-2.125								DBZ-934	
2.125-2.250								DBZ-936	
2.250-2.375								DBZ-938	
2.375-2.437								DBZ-939	DBZ-1038
2.375-2.500									DBZ-1040
2.500-2.625									DBZ-1042
2.625-2.750									DBZ-1044
2.750-2.875									DBZ-1046

ACCESSORIES

MULTI-HOLE GROMMETS



	BODY AND COMPRESSION NUT USED	CAT. NO.	A NOMINAL SIZE CORD OR CABLE	B	C
2 Hole	Form 1	DB-4-H	.170	$2\frac{1}{32}$	$\frac{3}{8}$
	Form 2	DB-9-MA	.100	$1\frac{5}{16}$	$\frac{5}{8}$
		DB-9-X	.125	$1\frac{5}{16}$	$\frac{5}{8}$
		DB-9-XA	.156	$1\frac{5}{16}$	$\frac{5}{8}$
		DB-9-H	.250	$1\frac{5}{16}$	$\frac{5}{8}$
		DB-9-O	.281	$1\frac{5}{16}$	$\frac{5}{8}$
Form 5	DB-14-D	.437	$1\frac{1}{32}$	$1\frac{1}{32}$	
3 Hole	Form 2	DB-9-L	.218	$1\frac{5}{16}$	$\frac{5}{8}$
	Form 3	DB-11-M	.281	$1\frac{1}{32}$	$2\frac{3}{32}$

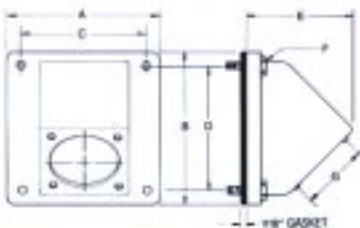

CORD PROTECTING SLEEVE/GROMMET



BODY AND COMPRESSION NUT USED	CAT. NO.	A NOMINAL SIZE CORD OR CABLE	B O.D.	C OVERALL LENGTH
Form 2	DBY-9-J	.312 to .437	$1\frac{5}{16}$	3

PANELBOARD ADAPTERS

Aluminum construction.
Accepts DBZP
panelboard connectors

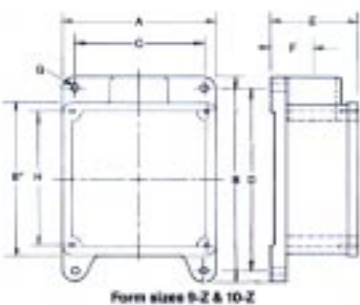


FORM SIZE	CATALOG NUMBERS	DIMENSIONS						
		A	B	C	D	E	F	G
7-Z	ZP-C-2516-12	$4\frac{3}{16}$ "	$4\frac{1}{16}$ "	$3\frac{9}{16}$ "	$3\frac{9}{16}$ "	$2\frac{15}{16}$ "	$\frac{1}{4}$ -20 x $\frac{3}{4}$ "	$1\frac{11}{16}$ "
8-Z	ZP-C-2520-12	$4\frac{1}{2}$ "	$4\frac{1}{2}$ "	$3\frac{1}{8}$ "	$3\frac{1}{8}$ "	$3\frac{39}{64}$ "	$\frac{1}{4}$ -20 x $\frac{3}{4}$ "	$2\frac{3}{32}$ "
9-Z	ZP-C-2524-12	8"	8"	7"	7"	$3\frac{39}{64}$ "	$\frac{1}{2}$ -13 x $\frac{3}{4}$ "	$2\frac{17}{32}$ "
10-Z	ZP-C-2528-12	8"	8"	7"	7"	$3\frac{5}{8}$ "	$\frac{1}{2}$ -13 x $\frac{3}{4}$ "	$3\frac{1}{32}$ "

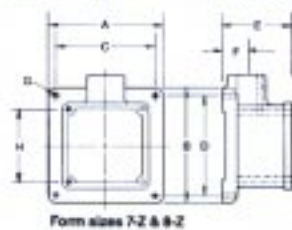
All adapter covers come complete with screws and clips for mounting the connector, plus bolts, washers and gasket for attaching cover to panel or conduit fitting box.

CONDUIT FITTING BOXES

Ferrous alloy construction



FORM SIZE	CONDUIT HUB SIZE	CATALOG NUMBER	DIMENSIONS							
			A	B	C	D	E	F	G	H
7-Z	$\frac{3}{4}$ "	P-202760-42	$5\frac{1}{4}$ "	$5\frac{1}{4}$ "	$4\frac{1}{8}$ "	$4\frac{1}{8}$ "	$2\frac{3}{8}$ "	$1\frac{3}{16}$ "	$\frac{3}{32}$ "	$3\frac{3}{16}$ "
	1"	P-202760-43								
	$1\frac{1}{4}$ "	P-202760-64								
	$1\frac{1}{2}$ "	P-202760-65								
8-Z	$1\frac{1}{4}$ "	JRZ-610064	6"	6"	$5\frac{1}{4}$ "	$5\frac{1}{4}$ "	$3\frac{3}{4}$ "	$1\frac{7}{16}$ "	$\frac{3}{32}$ "	$3\frac{1}{8}$ "
	$1\frac{1}{2}$ "	JRZ-610065								
	2"	JRZ-610066								
9-Z	$2\frac{1}{2}$ "	JR-720036-A	8"	$10\frac{3}{4}$ "	$6\frac{3}{4}$ "	$9\frac{1}{2}$ "	$3\frac{3}{4}$ "	$1\frac{1}{8}$ "	$\frac{7}{16}$ "	7"
10-Z	3"	JRZ-820036-A								



Conduit fitting box to fit adapters.
Mounting hardware is not included.
Thru-feed styles available upon request.

HK SERIES

LIQUID-TIGHT MECHANICAL CONNECTOR FOR FLEXIBLE NON-METALLIC CONDUIT



TYPE HKL



TYPE HKM

HK fittings have been engineered to provide a superior mechanical connection and an oil and water-tight seal for flexible non-metallic conduit. They incorporate a gripping principle that, over the years, has proven itself in railway intercar connection—an application which experiences continuous motion, extreme vibration and severe environmental conditions.

Use the HK where mechanical strength and proven reliability in a liquid-tight installation is needed.

FEATURES & BENEFITS

Rugged construction and simple design

Allows ease of quick and permanent field assembly

Inbedded O-Ring

Assures complete protection from oil, grease, water and dust.

Extremely strong gripping action

Holds secure against severe strain.

Insulated throat

Prevents damage to conductors.

APPLICATIONS

- Moveable Head Machine Tools
- Transfer Lines
- Processing Machinery
- Bottling Machinery
- Packaging Machinery
- Railroad Equipment
- Construction and Maintenance Equipment



GLAND NUT



SELF-RETAINED SEALING GLAND



BODY

LOCKNUT

IMBEDDED O-RING SEAL

INSULATED THROAT

All units shipped assembled complete with locknut, insulated throat and imbedded O-ring.



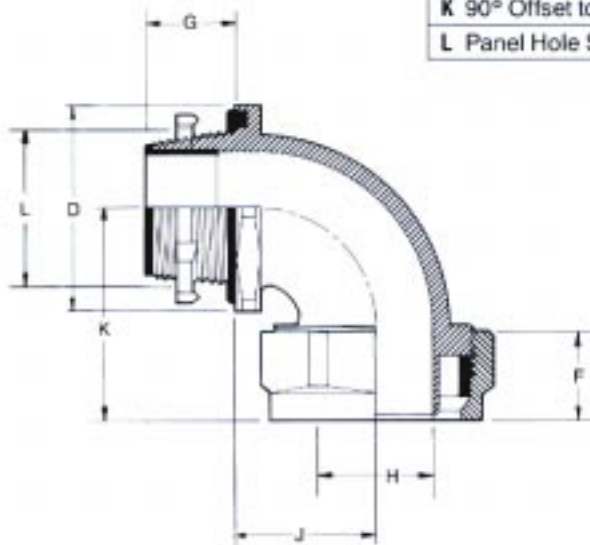
MATERIALS & FINISHES

STRAIGHT BODY	Cadmium plated steel
90° ELBOW	Cadmium plated cast ferrous alloy
GLAND NUT	Cadmium plated steel
SEALING GLAND	Polyethylene
O-RING	BUNA-N, 70 durometer
INSULATING THROAT	Polypropylene
LOCKNUT	Cadmium plated steel

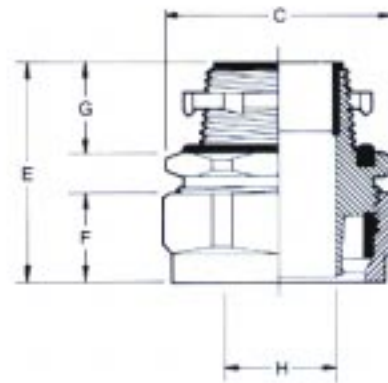
DIMENSIONS CATALOG NUMBERS

NON-METALLIC CONDUIT/HOSE SIZE		½"	¾"	1"	1¼"	1½"	2"
CATALOG NUMBERS	Straight 90°	HKM-115 HKL-115	HKM-225 HKL-225	HKM-335 HKL-335	HKM-445 HKL-445	HKM-555 HKL-55	HKM-665* HKL-665*
A	Nut-Hex O.D.	1.44	1.62	2.06	2.50	2.78	3.44
B	Nut-Hex Flats	1.31	1.50	1.87	2.25	2.50	3.12
C	Body-Hex O.D.	1.34	1.62	1.97	2.50	2.78	3.44
D	Body-Hex Flats	1.25	1.50	1.75	2.25	2.50	3.12
E	Nom. Lgth. Straight	1.70	1.80	1.90	2.16	2.28	2.41
F	Nut Length	.66	.66	.66	.78	.84	.94
G	Body Conduit Thread Lgth.	.62	.69	.81	.90	.94	.97
H	Throat I.D. Minimum	.60	.74	.96	1.30	1.50	1.96
J	90° Offset to Conduit	.81	.93	1.19	1.51	1.66	2.00
K	90° Offset to Nut	1.50	1.70	1.80	2.41	2.66	3.00
L	Panel Hole Size	.94	1.12	1.06	1.75	1.88	2.38

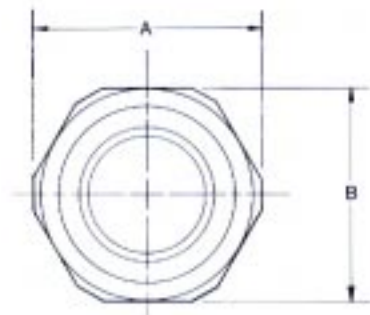
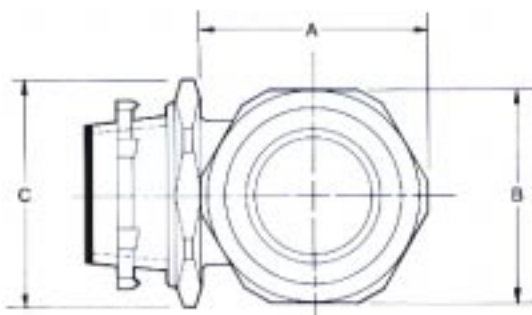
*Not U.L. Listed



TYPE HKL—
90° CONNECTOR



TYPE HKM—
STRAIGHT CONNECTOR



OTHER PRODUCTS FROM PYLE-NATIONAL



STAR-LINE FAMILY
Heavy-duty high-density power and control connectors.



STAR-LINE FOR HAZARDOUS LOCATIONS
GD, GB, AF Series. Reliable connections for power and control.



TRIPLOC/NEPLOC
Low cost connectors for power and control in normal and wet locations.



QUELARC/RALCO
The choice when conditions demand a rugged heavy-duty power connector.



PON SERIES
Large indicator lights. Single through 4-gang.



INTERLOCKED POWER RECEPTACLES
With switch or circuit breaker for welding and portable power applications.



P PYLE-NATIONAL *an LPL company*

Pyle-National, Inc.

Pyle-National Division
1334 N. Kostner Avenue
Chicago, IL 60651
Telephone (312) 342-6300
FAX: (312) 342-0872

Pyle-National of Canada, Inc.
2560 South Sheridan Way
Mississauga, Ontario L5J 2M9
Telephone (416) 822-3710
FAX: (416) 822-5447

Pyle-National Ltd.
Sherbrook Road
Daybrook-Nottingham NG5 6AT
Telephone 602/208116
FAX: 602/208896

Bulletin LT-300
Rev. 5/90
Printed in U.S.A.
© 1987 Pyle-National